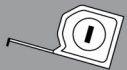


# HOW TO INSTALL: HOOKS AND HOOK RAILS

## WHAT YOU WILL NEED:



Tape Measure



Screwdriver



Drill



Level



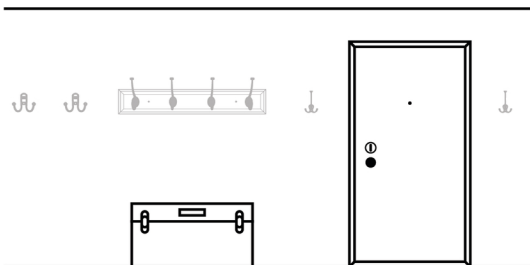
Screws and  
Hardware

## STEPS 1-2-3:

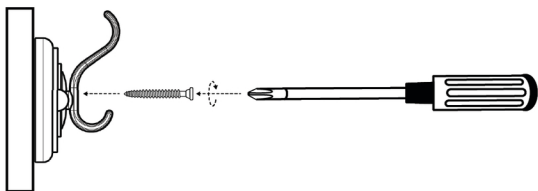
### 1. SELECT HOOK OR HOOK RAIL



### 2. FIND YOUR LOCATION TO HANG THE HOOK OR HOOK RAIL



### 3. MOUNT HOOK WITH INCLUDED INSTALLATION HARDWARE



FOR FULL DETAILS, PLEASE SEE COMPLETE INSTRUCTIONS INCLUDED WITH ITEM