
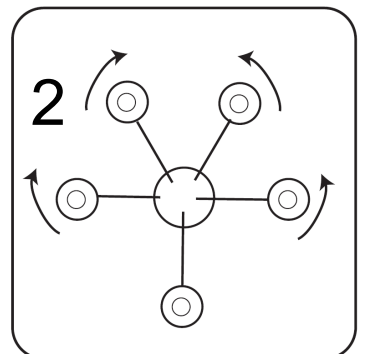




		QTY
A		5
B		44
C		5
D		1
E		1
F		5


 APPROVED
 10-10-2023
 ISSUE 2



SAFETY INFORMATION: (Please retain for future reference)

- Always turn off the mains supply before commencing the installation of this fitting .
- This is a Class 1 product and does requires an Earth connection  – 230 (240) Volts – 50Hz AC.
- This product must be installed in accordance with the national building regulations, if in doubt consult a qualified electrician.
- We do not recommend any modifications of the fitting (*with the exception of cable and chain shortening) as this may invalidate the warranty and render the fitting unsafe .
- This fitting is suitable for installation in Indoor locations only . 
- Do not mount the fitting in a damp atmosphere.
- Do not stare at the operating lamp when using LED lamps .
- The Luminaire should be positioned so that prolonged staring into the luminaire at a distance closer than 0.2m is not expected .
- Ensure sufficient access to the fitting to enable safe maintenance.

LAMP INFORMATION:

- We recommend LED lamps only.
- The fitting is suitable for dimming when using dimmable LED lamps.
- Do not exceed the maximum rated wattage stated on the lamp holders

ADDITIONAL INFORMATION:

- If the height of the fitting requires shortening we recommend that the removal of any chain links and supply cable that may need to be cut to a shorter length is done by a qualified electrician (Remember to mark clear cable with Live, Neutral and Earth prior to removing from the terminal block).
- The length of the supply cable CANNOT be increased .

AFTERCARE AND MAINTENANCE:

- Always disconnect power supply when servicing or cleaning.
- Clean only with a dry or slightly damp cloth.
- Do no use any abrasive cloths or cleaners as this may damage the product

