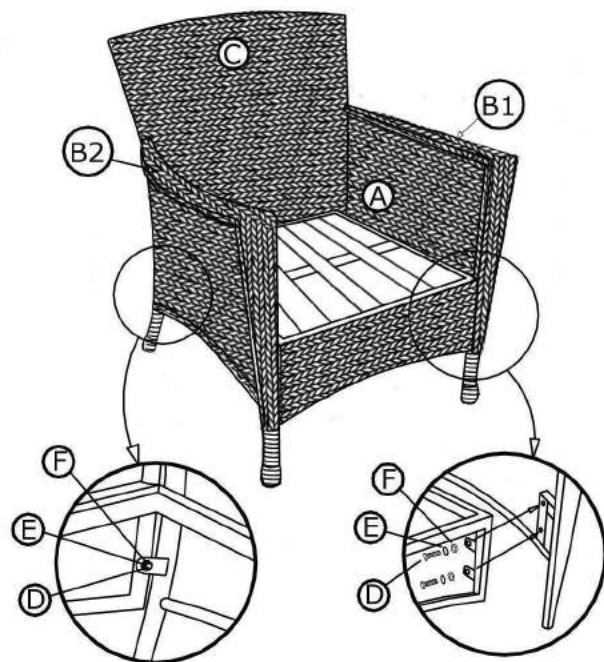
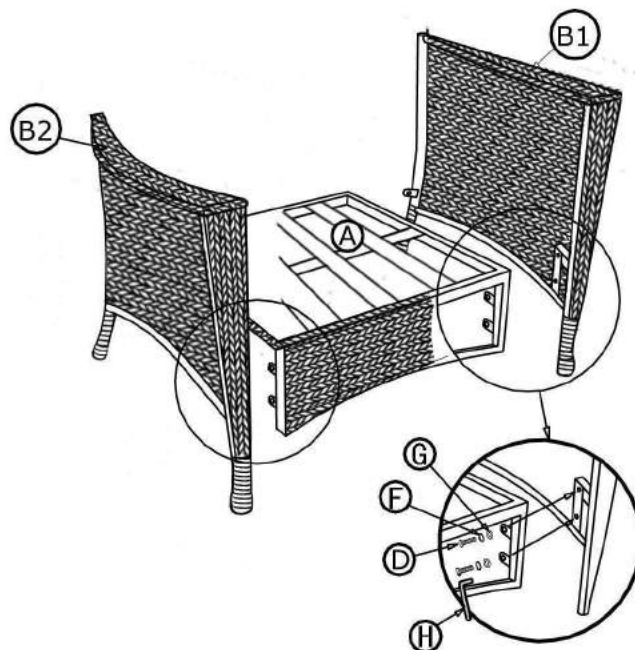


ASSEMBLY INSTRUCTIONS

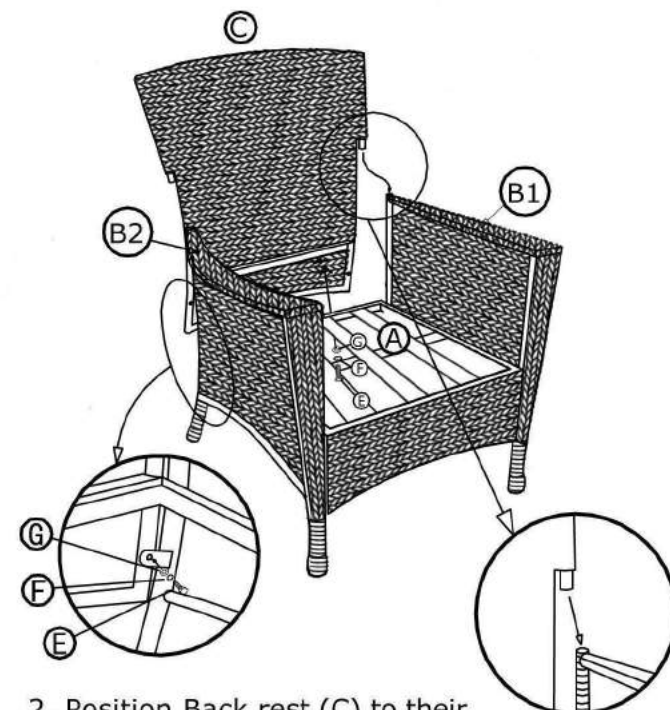
Lounge Chair



- A Seat frame (1 pc.)
- B1 Arm Left (1 pc.)
- B2 Arm Right (1 pc.)
- C Back Rest (1 pc.)
- D Long Allen Bolt (4 pcs.)
- E Short Allen Bolt (4 pcs.)
- F Lock washer (8 pcs.)
- G Plain Washer (8 pcs.)
- H Allen wrench (1 pc.)



1. Position Arms L & R (B1 & B2) to their corresponding holes on the Seat frame (A) and use Plain washer (G) and Lock washer (F) and tighten long Allen Bolt (D) using Allen wrench (H)



2. Position Back rest (C) to their corresponding holes on Arms L & R (B1 & B2) then use Plain washer (G) and Lock washer (F) and tighten short Allen Bolt (E) on bottom rail using Allen wrench provided (H)

