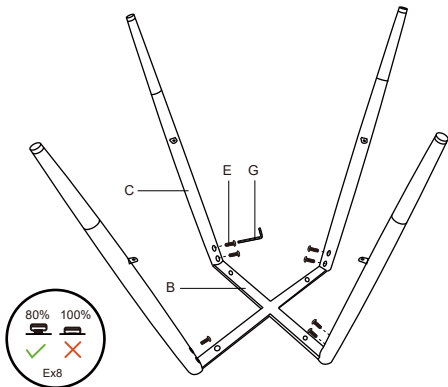


# ASSEMBLY INSTRUCTIONS

## Item#:R.1350.XXXBSE/R.2070.xxx.BSE

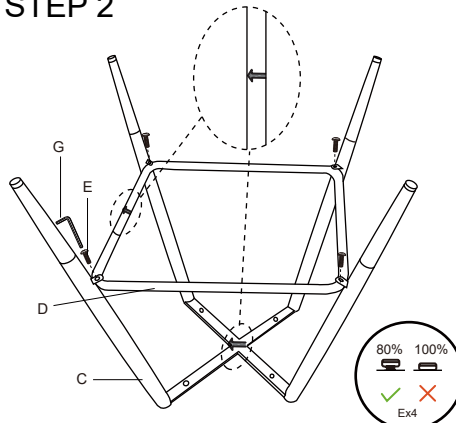
THANK YOU FOR PURCHASING THIS QUALITY PRODUCT.BE SURE TO CHECK ALL PACKING MATERIALS CAREFULLY FOR SMALL PARTS THAT MAY HAVE COME LOOSE INSIDE THE CARTON DURING SHIPMENT.

### STEP 1



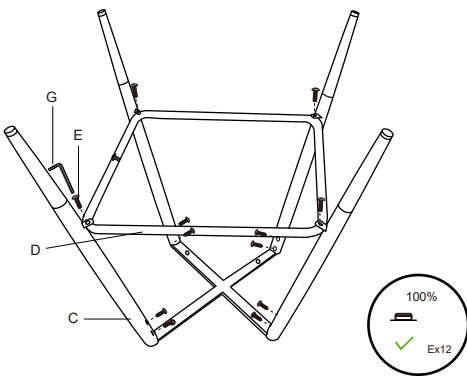
Use M6 allen key (G) assemble eight screws (E) combing 80% of legs (C) and metal salver (B)

### STEP 2



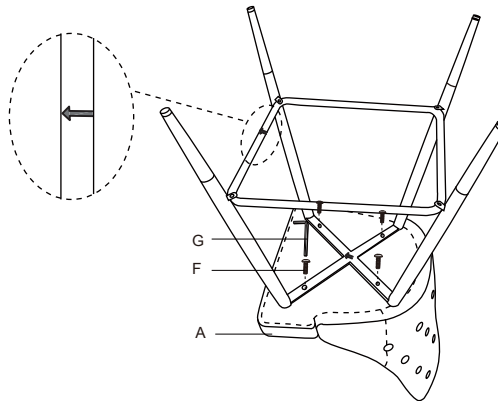
Use M6 allen key (G) assemble four screws (E) combing 80% of legs (C) and footrest (D)

### STEP 3



Use M6 allen key (G) assemble all screws (E) combing 100% of legs (C) , metal salver (B) and footrest (D)

### STEP 4



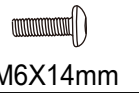
Use M6 allen key (G) assemble four screws (F) combing metal frame and seat (A)



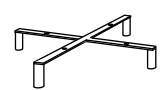
**Ax1**



**Ex12**



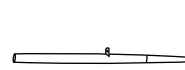
**Bx1**



**Fx4**



**Cx4**



**Gx1**



**Dx1**



MADE IN CHINA