

MIRROR

Installation Instruction



Happy?



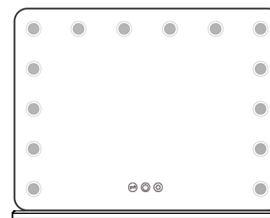
Tell your friends and family



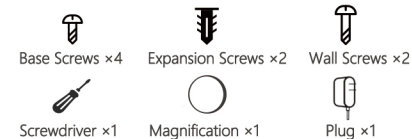
Not happy?

Our friendly customer service team will work hard to put a smile back on your face. Please contact us

1 Take out the mirror and check the quantity of accessories

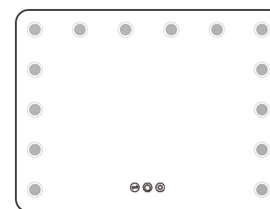


Mirror x1



Base x1

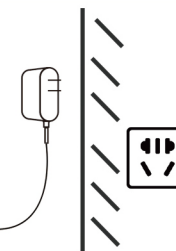
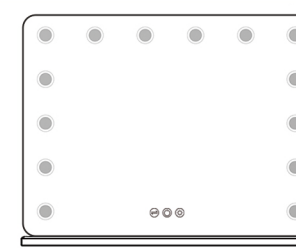
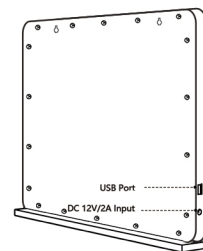
2 Connect the base screws to the bottom of the mirror and the base



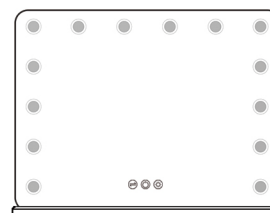
Screws at the bottom of the mirror



3 Link the power plug of the mirror



4 Congratulations ! Now you can light up the mirror



- Touch to change color
- Turn On/Off
- Long press to adjust brightness