



BANANA CANTILEVER PATIO PARASOL

SAFETY & WARNINGS

- This umbrella is made for the explicit purpose of providing outdoor functions and is not to be used as a toy.
- This product is intended for normal outdoor use; however, the manufacturer recommends storing and / or covering this umbrella when any formidable severe weather is approaching.
- Do not locate this product near open flames.
- Do not use this product as a support.
- Do not shake, lean or climb on the product.
- Children under the age of 10, near the product, should be supervised by a competent adult at all times.
- **WARNING:** Please keep children out of the assembly area before assembly.
- Do not locate the product near any heat source.
- Never use the umbrella in high wind conditions. Damage to the umbrella can occur.
- When not in use, secure the product in a cool and covered location.
- Umbrella should not be used in the event of wind, rain, hail, sleet, snow or any other inclement weather.
- Always close and secure the product when not in use.

COMPONENTS



A: Steel Pole (x1)



F: Umbrella (x1)

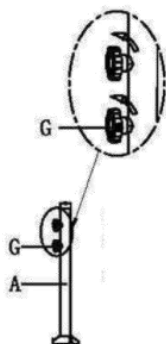


G: Knob (x2)

INSTALLATION

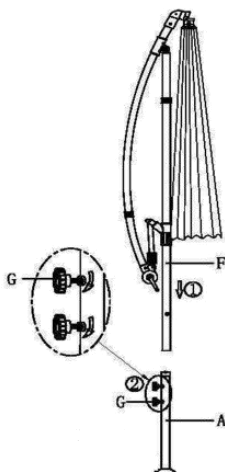
Step 1

Insert two knobs (G) into steel pole (A) as shown in the picture.



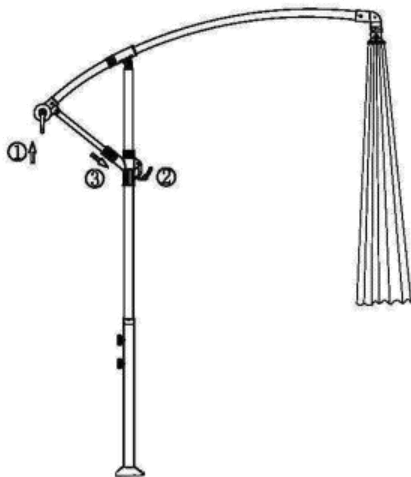
Step 2

Attach umbrella (F) to steel pole (A). Please fix the pole (A) on the ground with setscrews or plastic base.



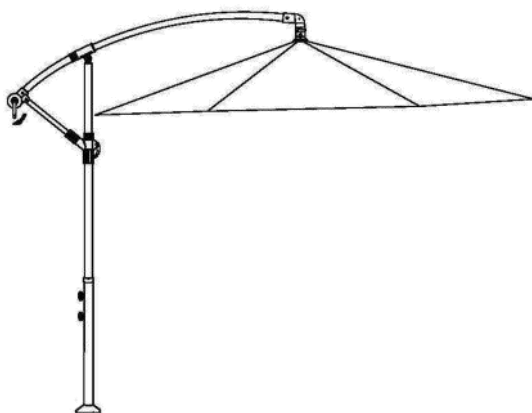
Step 3

You can adjust the opening angle of the umbrella.



Step 4

Open the umbrella by turning the crank.



CLEANING & CARE

- For best results, clean the umbrella with damp cloth and dry thoroughly. This will help prevent mildew by removing dirt particles that may accumulate.
- Do not clean with abrasive materials, bleach, or solvents.
- Store the umbrella in a dry, sheltered place when not in use.
- Keep the umbrella away from fire, extreme heat, freezing conditions, and inclement weather such as rain, hail, sleet, snow, or wind.