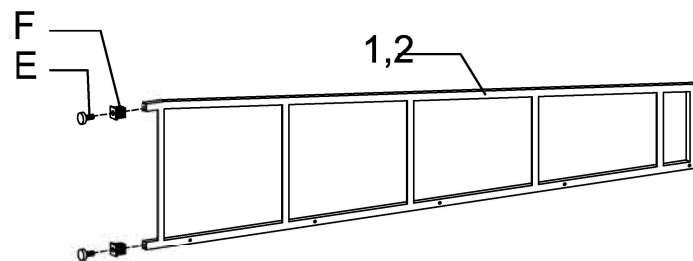
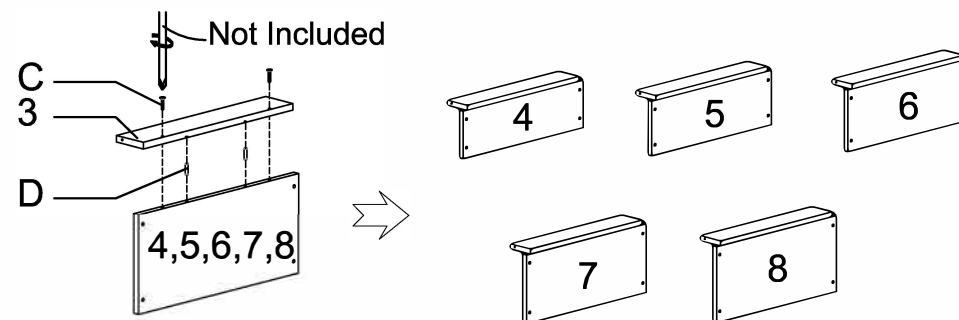


**** Do not tighten any bolts until all of them have been started !**

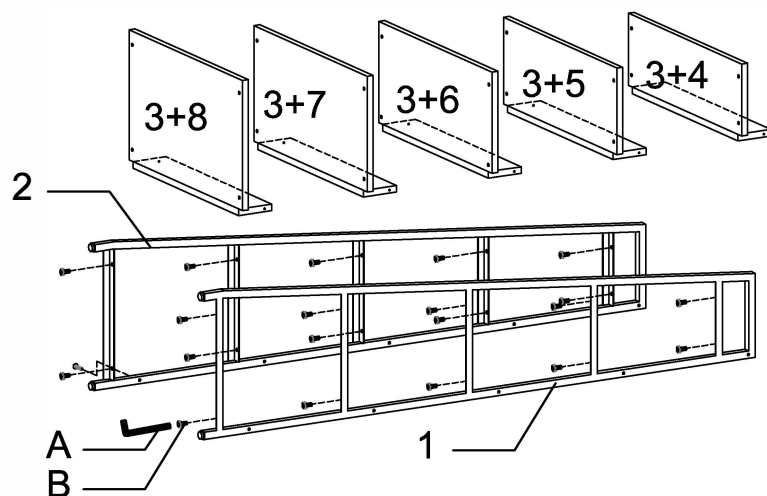
Step 1.



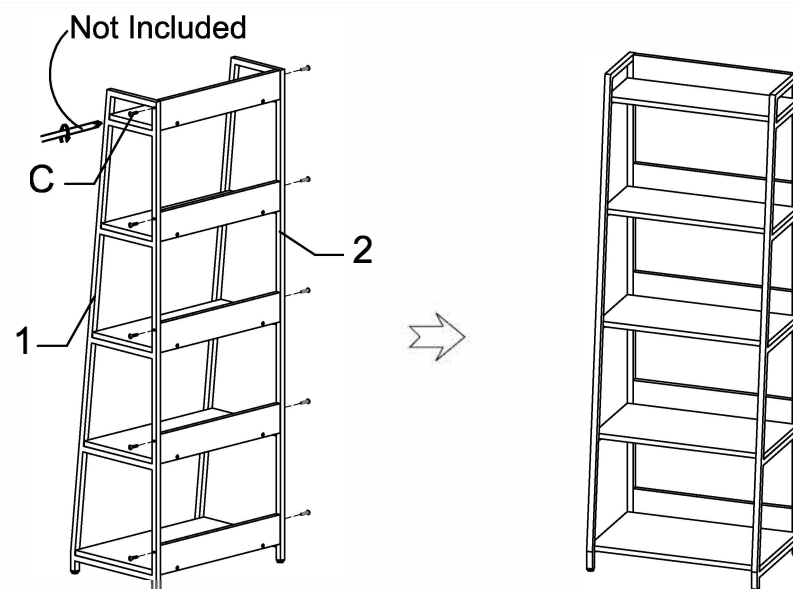
Step 2.







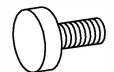
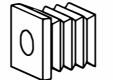
Step 3.



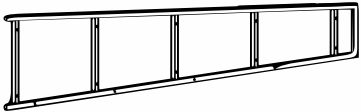
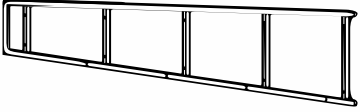




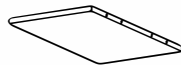

Step 4.



ACCESSORY PACK

| | | | | | |
|---|---|---|---|--|--|
| <p>A</p>  <p>1PC</p> | <p>B</p>  <p>20PCS</p> | <p>C</p>  <p>20PCS</p> | <p>D</p>  <p>10PCS</p> | <p>E</p>  <p>4PCS</p> | <p>F</p>  <p>4PCS</p> |
|---|---|---|---|--|--|

COMPLETE HARDWARE

| | | | | | | | |
|--|---|---|---|---|---|---|---|
| <p>1</p>  <p>1PC</p> | <p>2</p>  <p>1PC</p> | <p>3</p>  <p>5PCS</p> | <p>4</p>  <p>1PC</p> | <p>5</p>  <p>1PC</p> | <p>6</p>  <p>1PC</p> | <p>7</p>  <p>1PC</p> | <p>8</p>  <p>1PC</p> |
|--|---|---|---|---|---|---|---|