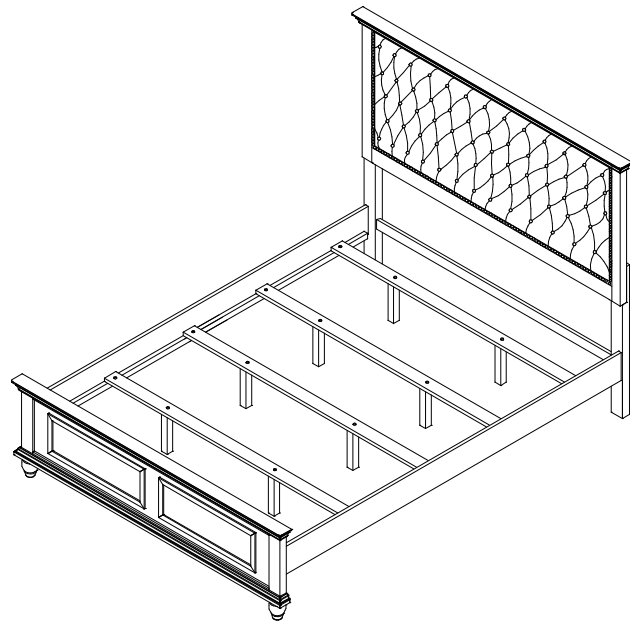


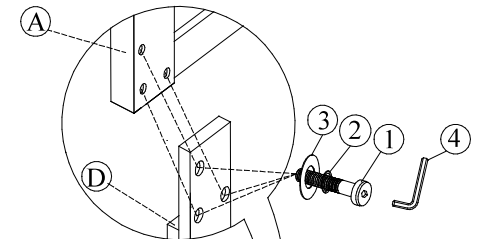
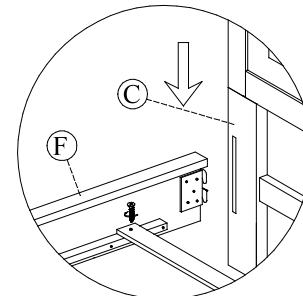
# ASSEMBLY INSTRUCTION

## CAL KING BED

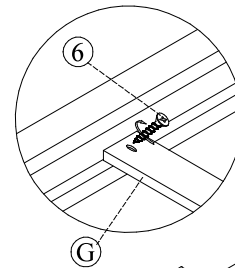


STEP 3

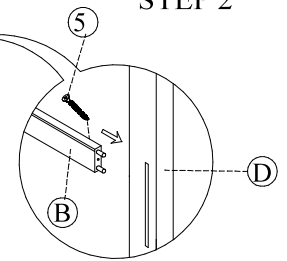
STEP 1



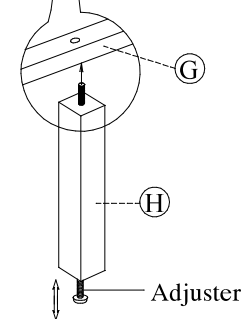
STEP 4



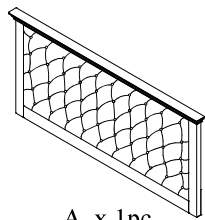
STEP 2



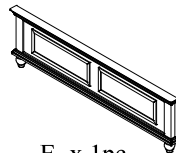
STEP 5



### Parts list



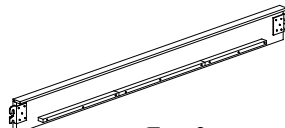
A x 1pc



E x 1pc



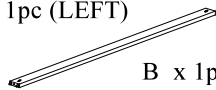
D x 1pc (RIGHT)



F x 2pcs



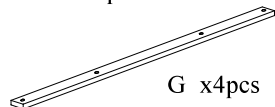
C x 1pc (LEFT)



B x 1pc



H x 8pcs



G x 4pcs

### Hardware list

1		Ø5/16"x38mm	6pcs
2		Ø5/16"*10D*1.1mm	6pcs
3		Ø5/16"*22D*2mm	6pcs
4		4mm *58mm	1pc
5		Ø9*38mm	2pcs
6		Ø9*25mm	8pcs