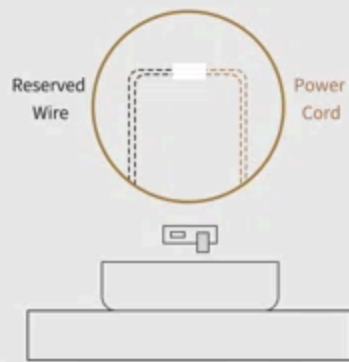
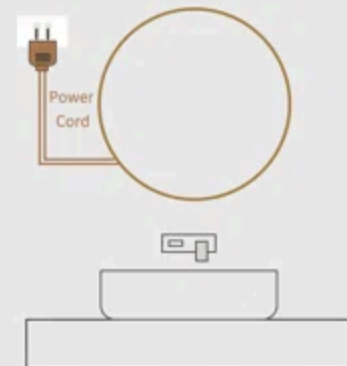


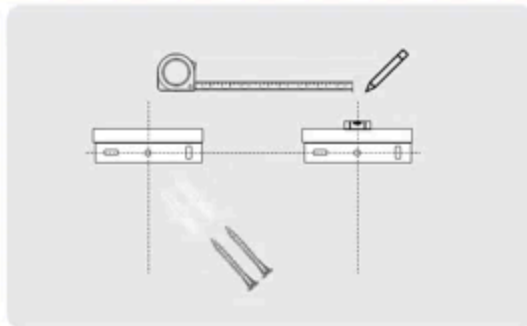
# Installation and Wiring Diagrams



A. Cut off the plug and the reserved wire connection. The wiring port can be hidden on the back of the mirror.

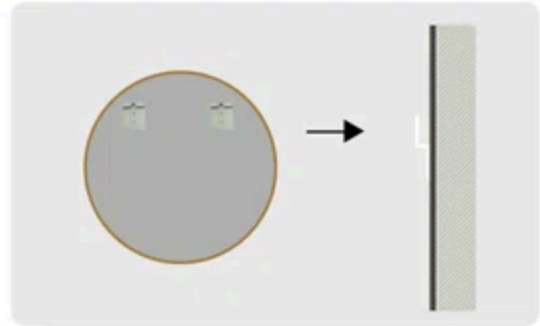


B. Plug the mirror directly into a wall outlet for use



## Step1

Mounting the holes of bracket on the wall  
Supports gypsum boards and concrete walls



## Step2

Mounting the hangers behind mirror  
mount distance A/B