

VIVOHOME

# THANK YOU!

## NOTE:

To continuously improve its products, VIVOHOME reserves the right to modify this information without prior notification.

For any questions regarding assembly, please watch the video on the product page or contact our customer service. Our customer service will gladly assist you with any additional questions, comments, or concerns.

Thank you for using VIVOHOME products in your home!

Thank You for Purchasing from

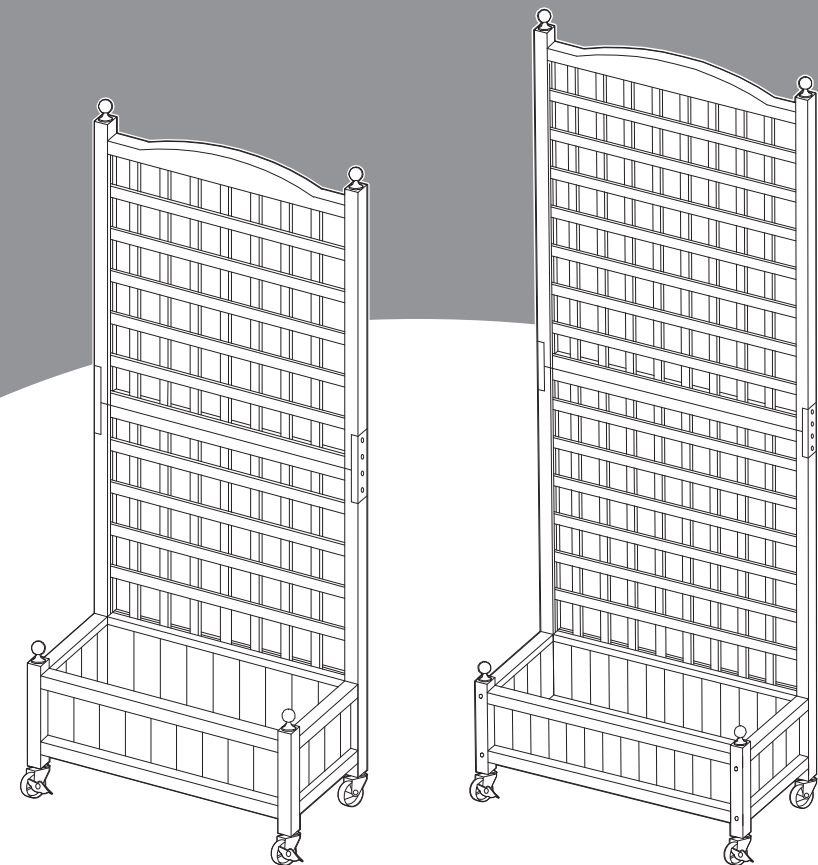
VIVOHOME

Made in China

VIVOHOME

# HOW-TO

## USER MANUAL



## Wood Planter Raised Beds with Trellis

Assembly is EASY!

**WE WANT  
YOU TO  
ENJOY LIFE  
AT HOME**

GO TO THE PRODUCT LISTING PAGE  
FOR AN INSTRUCTIONAL VIDEO!

## CONTENTS

Notice .....	2
Tools Required.....	2
Parts Lists .....	3
Assembly Steps .....	4
Warranty .....	8

## SECTION A

## Notice





- Do not stand on or use any parts of this item as a step ladder.
- Fasten screws loosely during assembly. Do not firmly tighten the screws until the item is completely assembled.
- Double-check all the bolts, screws, and knobs have been firmly tightened before use.
- To prevent items fall apart, please regularly check if all bolts, screws, and knobs are secure.
- Do not use or store this item in the proximity of open flame or flammable/combustible chemicals.
- Be aware that some parts are heavy and have sharp edges when assembling and using.
- If any parts are missing, broken, damaged, or worn in 90 days, stop using or assembling this product, please do not hesitate to contact us, we will send the factory replacement parts for free.
- Do not use this item in a way inconsistent with the manufacturer's instructions as this could void the product warranty.
- This item is made of wood and may expand due to moisture.

## SECTION B

## Tools Required



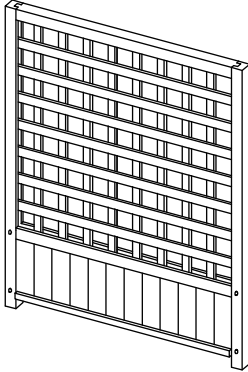

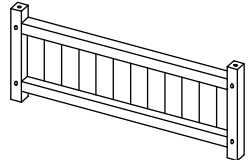
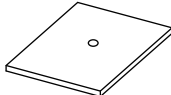

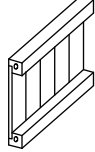




Item no.	Reference Image	Qty.	Item no.	Reference Image	Qty.
<b>a</b>		X1	<b>b</b>		X1
	Phillips Screwdriver			Flat Head Screwdriver	

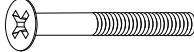

\*The screwdrivers need to be prepared by yourself.

## SECTION C

## Parts Lists



Item no.	Reference Image	Qty.	Item no.	Reference Image	Qty.
<b>A</b>		X1	<b>B</b>		X1
<b>C</b>		X1	<b>D</b>		X3
<b>E</b>		X4	<b>F</b>		X2
<b>G</b>		X2	<b>H</b>		X1
<b>I</b>		X2	<b>J</b>		X2

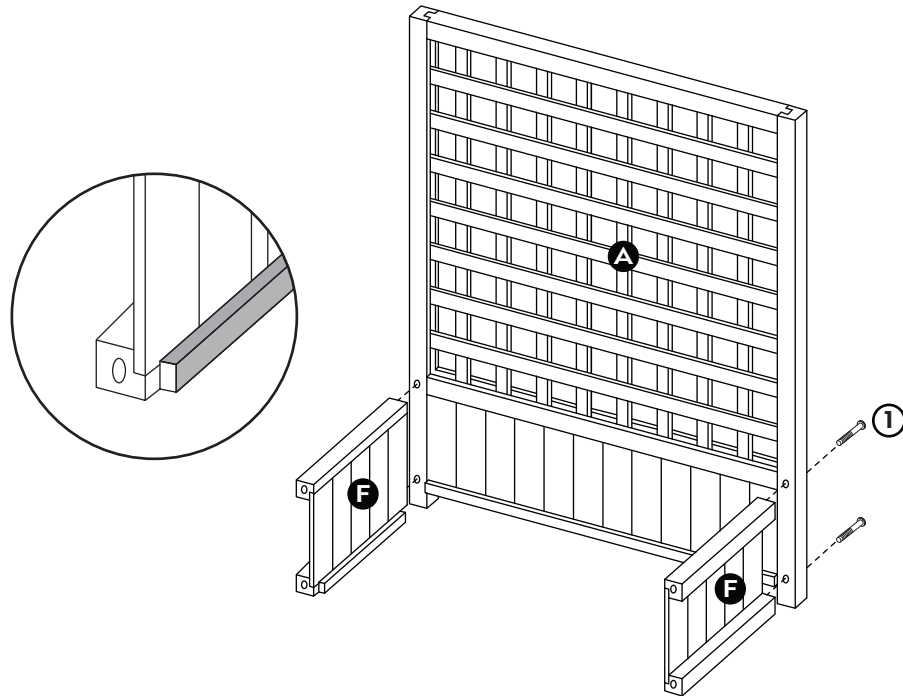
Item no.	Reference Image	Qty.	Item no.	Reference Image	Qty.
<b>1</b>	 M6x50mm	X8	<b>2</b>	 M4x25mm	X8

# Assembly Steps

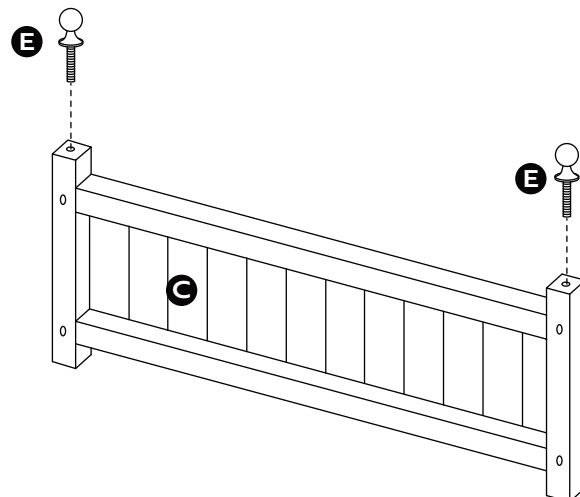


Notice: Please pay attention to the correct direction of the installation, otherwise the accessories may not match.

**STEP 1** **A** x 1 pc. **F** x 2 pcs. **1** x 4 pcs.



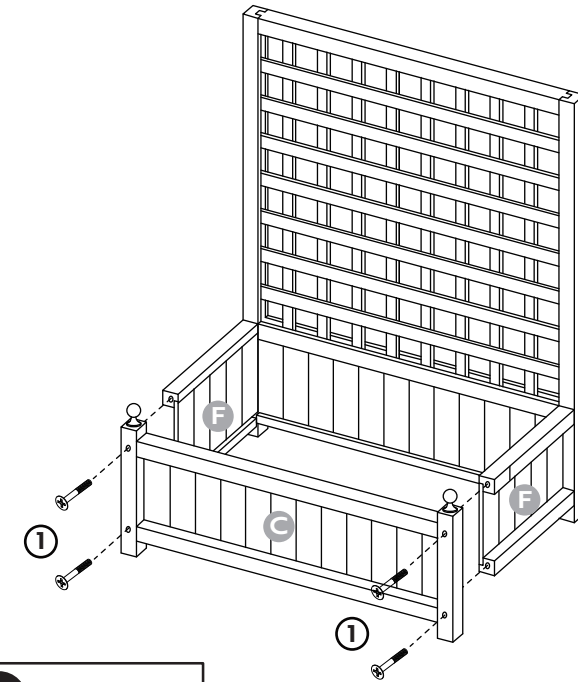
**STEP 2** **C** x 1 pc. **E** x 2 pcs.



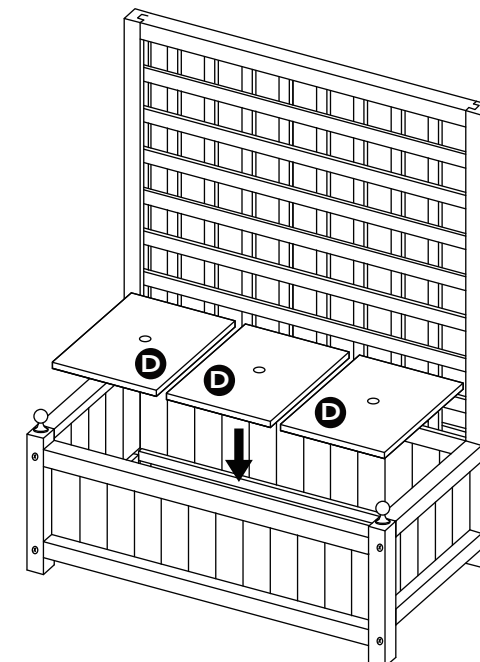
# Assembly Steps



**STEP 3** **1** x 4 pcs.



**STEP 4** **D** x 3 pcs.

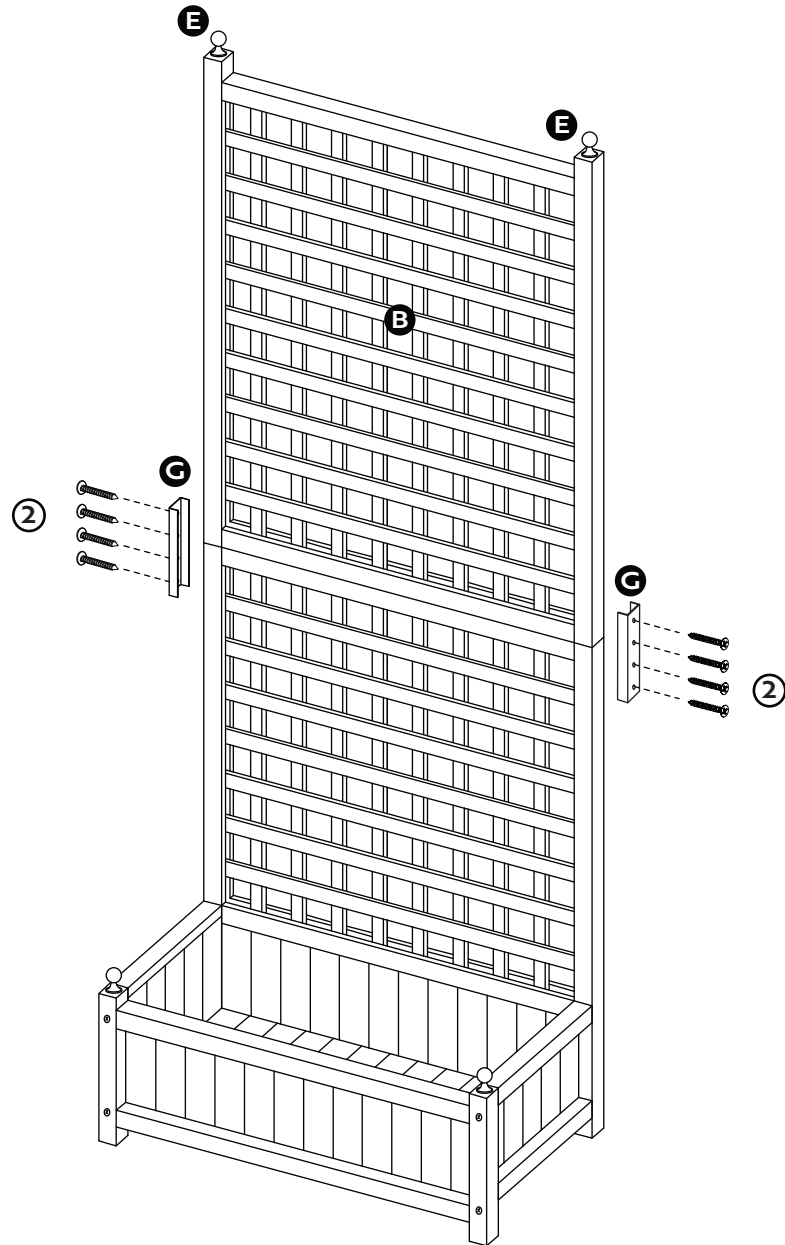


# Assembly Steps



## STEP 5

**B** x 1 pc. **E** x 2 pcs. **G** x 2 pcs. **2** x 8 pcs.

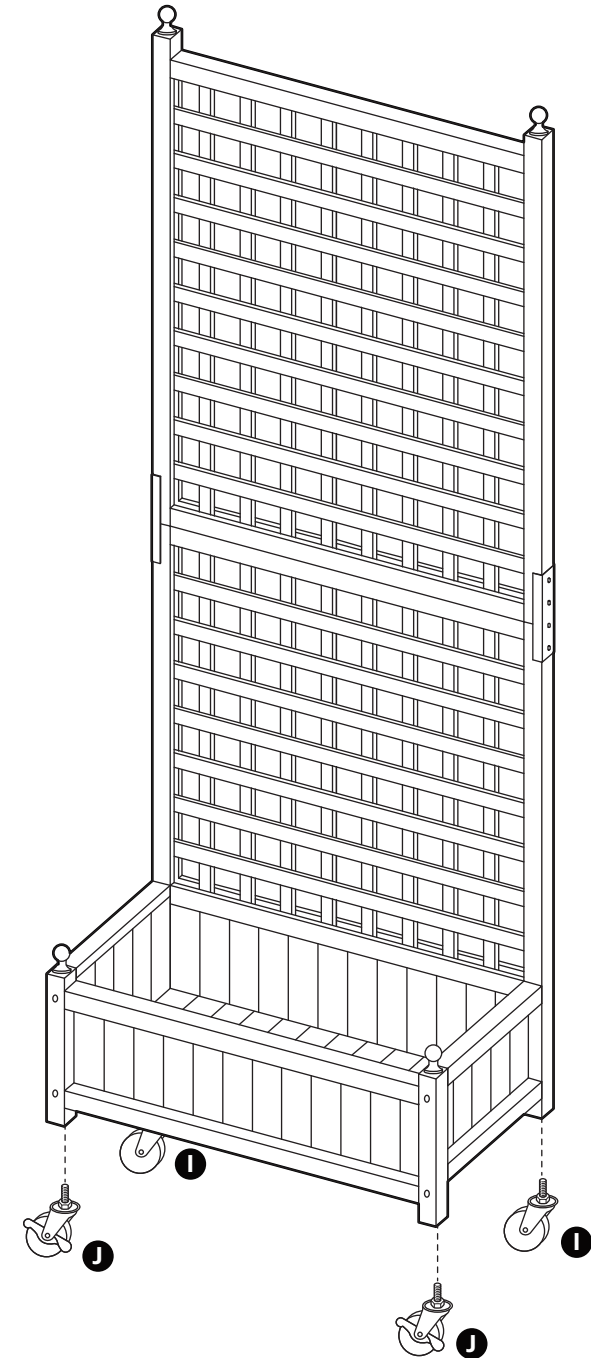


# Assembly Steps



## STEP 6

**I** x 2 pcs. **J** x 2 pcs.





The VIVOHOME warranty program is our commitment to you. We are committed to providing you with a high-quality product that meets your needs and expectations. To demonstrate our confidence in the durability and performance of our products, we offer the following warranty.

## WARRANTY COVERAGE

This warranty applies to all orders, purchases, or use of products sold only by VIVOHOME and is valid for 1 year from the purchase date. Please note, this warranty only covers the original order. If a replacement is provided within the warranty period, it does not extend the warranty.

## WARRANTY EXCLUSIONS

This warranty does not cover damages caused by misuse, accidents, unauthorized modifications, or any factors unrelated to product manufacturing and design, including but not limited to:

- Loss of parts during use.
- Normal wear and tear of products or parts.
- Incorrect installation (e.g., using the wrong voltage) or improper assembly.
- Overloading the product's bearing capacity.
- Usage in extremely harsh conditions.
- Improper cleaning or lack of maintenance.
- Damage resulting from unintended use of the product.
- Damage resulting from unauthorized modifications or service.
- Indirect losses or damages related to the product.



## HOW TO MAKE A WARRANTY CLAIM

If you encounter any defects affecting the product's functionality or if the product fails and cannot be repaired during the warranty period, please reach out to our customer service team via email, Amazon, or our app's messaging service at your earliest convenience. To expedite your claim, kindly include:

- Order number
- Photos and/or videos illustrating the issue
- A detailed description of the problem

VIVOHOME will provide technical support, replacement, refund, or other solutions based on the issue's specifics. If you wish to return the original package for any reason, please contact us for confirmation before initiating the return. You can expect a response within 48 hours.

Thank you for choosing VIVOHOME. We are dedicated to ensuring your satisfaction and the quality of your purchase. If you have any questions or need further assistance, please don't hesitate to reach out to our customer service team.