





**ASSEMBLY INSTRUCTIONS &
PARTS IDENTIFICATION
TWO DOOR GEOMETRIC ACCENT CABINET**

Thank you for purchasing this quality product. Be sure to check all packing material carefully for small parts that may have come loose inside the carton during shipment

Parts key				Hardware kit							
No	Code	Qty	Description	No	Code	Qty	Description	No	Description	Qty	
1	A	1 pcs	Left Side Facing Door	7	G	2 pcs	Leg Assembly	A		Flat washer	8 Pcs
2	B	1 pcs	Right Side Facing Door	8	H	4 pcs	Floor Leveler	B		Lock washer	8 Pcs
3	C	4 pcs	Door Hinge	9	E	2 set	Anti-Tip Kit	C		Bolt 8 x 20 MM	8 Pcs
4	D	2 sets	Door Knob w/Screws	10				D		Key wrench	1 Pcs
5	E	1 Pcs	Door Catch	11							
6	F	1 pcs	Shelf	12							

PLEASE NOTE:

To help prevent the possibility of tip-over, install the ANTI-TIP over restraint provided

