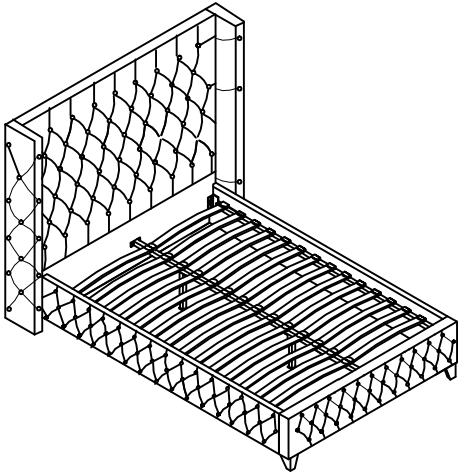
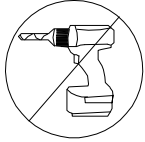


# ASSEMBLY INSTRUCTIONS

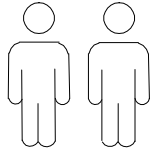
## BED -FULL



+ Do Not Use Power Tools



+ Suggested Adults



### NOTE:

- 1 Read instructions cover to cover.
- 2 Save all packaging until assembly is completed.

### 1 IMPORTANT SAFETY INFORMATION

Do not assemble the product if any of the following parts arrived damaged:

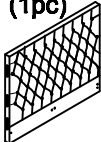
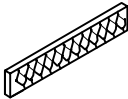



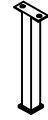





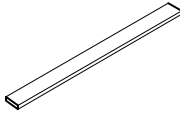
- Part #③ -Side Rails
- Part #⑤ -Center Support Bar
- Part #⑥ -Support Legs
- Part #⑦ -Slats

### 2 IMPORTANT ASSEMBLY INFORMATION












Assembly Step ③ Ensure the side rail bracket is fully hooked onto bolt A loosely threaded with both washers on the OUTSIDE of the bracket first, then proceed to fully tightening all 4 corners.

Assembly Step ⑥ When installing slats, ensure that the curve is facing upwards. (↖) (↘)  
\*Slats come packed in the bottom of headboard carton.

### + Parts Included

- |   |   |  |
|---|---|--|
| ① Head Board (1pc)<br>           | ② Foot Board (1pc)<br>              | ③ Side Rails (2pcs)<br>   |
| ④ Double Plastic cap (14pcs)<br> | ⑤ Center Support Bar (1pc)<br>     | ⑥ Support Legs (2pcs)<br> |
| ⑦ Slats (28pcs)<br>            | ⑧ Single Plastic cap (28pcs)<br> | ⑨ Legs (4pcs)<br>       |
| *Slats come packed in the bottom of headboard carton.   |   |  |
| ⑩ Left wing (1pc)<br>          | ⑪ Right wing (1pc)<br>           | ⑫ Slats (1pc)<br>       |

### + Hardware Included

- |   |  |  |
|---|--|--|
| A Bolt M8*30mm (16pcs)<br>         | B Bolt M8*75mm (6pcs)<br>           | C Bolt M6*25mm (8pcs)<br> |
| D Spring Washer (8pcs)<br>         | E Flat Washer $\phi 20$ (24pcs)<br> | F M8 Allen Key (1pc)<br>  |
| G Flat Washer $\phi 22$ (6pcs)<br> | H M4 Allen Key (1pc)<br>            | I Nut M8*13mm (4pcs)<br>  |
| J Spanner (1pc)<br>                | K Tapping screw M4*35mm (2pcs)<br>  |  |

# ASSEMBLY INSTRUCTIONS

## BED -FULL

