


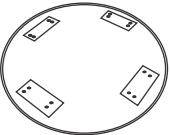


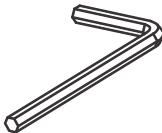

# **ASSEMBLY INSTRUCTIONS.**

STORAGE COFFEE TABLE



THANK YOU FOR YOUR PURCHASE!

## PARTS AND HARDWARE.

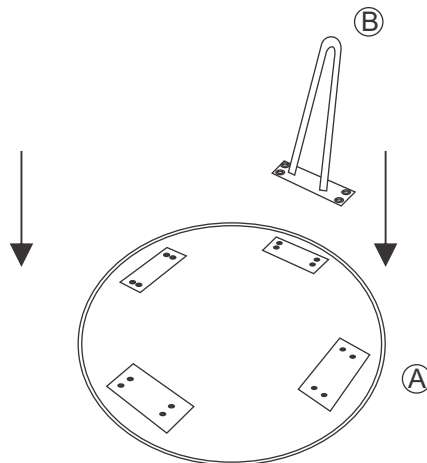
<b>TOP X1 - A</b> 	<b>BASE X4 - B</b> 
<b>BOLT-6X25 MM-16</b> 	<b>ALLEN KEY X 1</b> 
<b>WASHER-5X20 MM-16</b> 	

## NOTES.

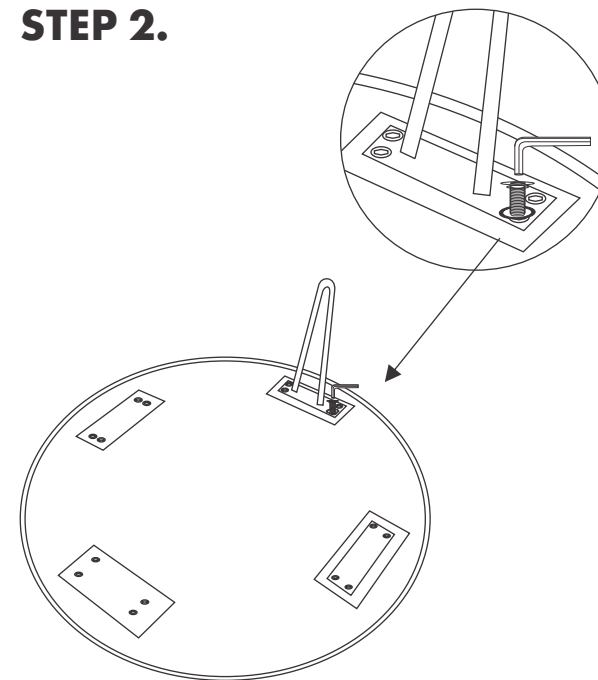
Thank you for purchasing this quality product!  
Be sure to check all packing material carefully  
for small part that may have come loose inside  
the carton during shipping.

**CAUTION:** The item is heavy, assembly should  
be performed by two people.

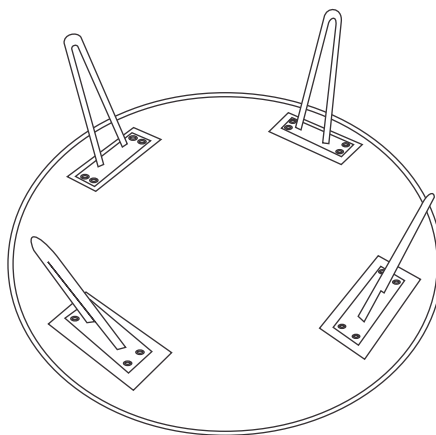
## STEP 1.



## STEP 2.



## STEP 3.



## STEP 4.

