


# Instruction



Movable Ottoman

## Product List

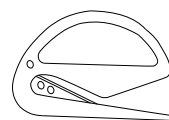
### Part A



Ottoman

1PC

### Part B

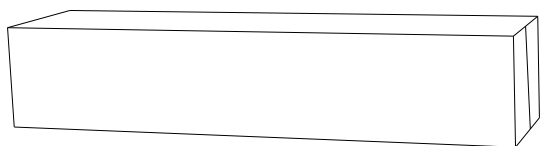


Unpacking Tool

1PC

## Operation Guide

### Step 1



Use a box cutter or scissors to carefully open the outer cardboard box. Avoid cutting too deeply to prevent damaging the contents inside.

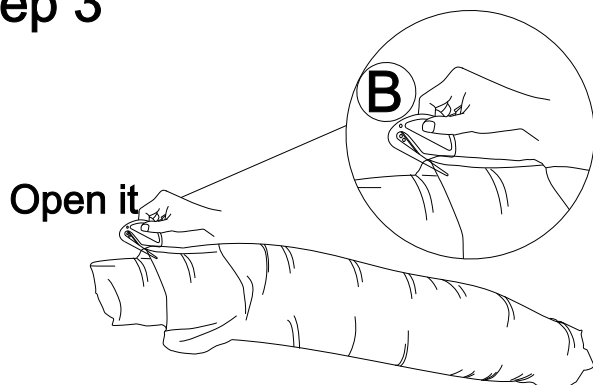
### Step 2

Tear off it



Carefully peel off the sealing tape from the package. Then, unwrap and remove the outer winding film that secures the product.

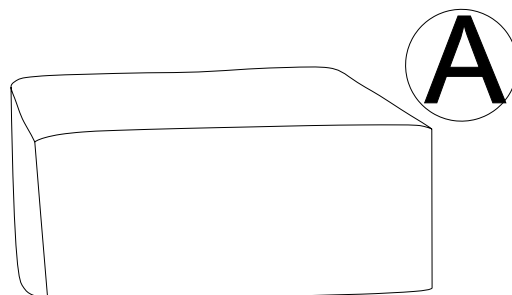
### Step 3



Open it

Use the Part B unpacking tool to open the compressed vacuum film. Be careful not to scratch the fabric.

### Step 4



Place the ottoman in a well-ventilated area and allow it to expand to their original shape. This process may take 72 hours. Avoid sitting on them during this period.