


Installation & Assembly



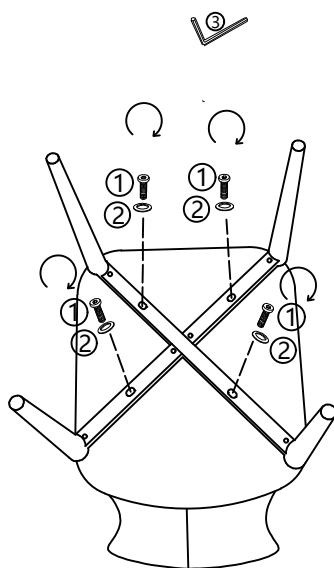
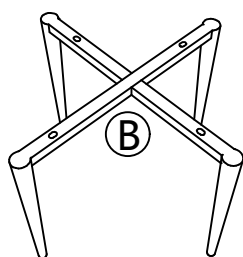
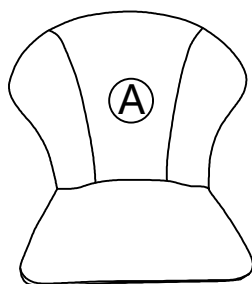
Notice:

1. Follow the installation instructions. Please confirm all accessories are present before installation.
2. Do not fully tighten the screws during initial assembly. Fully tighten screws only once all pieces which are correctly assembled.
3. If you encounter any problems during installation, please contact our customer service.

	Reference Image	Qty
(A)		x1
(B)		x1

	Reference Image	Qty
(1)	 6X35	x4
(2)		x4
(3)		x1

(1) x4 (2) x4 (3) x1



final

