

CARE AND MAINTENANCE

Spot clean using a mild water-free solvent. Only a professional cleaner should undertake a complete overall cleaning.

The use of steam or water-based cleaners may cause excessive shrinking or staining.








NOTICE

* Please make sure that you have all parts indicated before you begin assembly of this item

* This item should be assembled on a soft surface to prevent scratching the finish during assembly

* This item may require periodic tightening

Part List and Hardware List

PIECE	DESCRIPTION	PICTURE	QUANTITY
A	SEAT		1X
B	FROUNT LEG		2X
C	BACK LEG		2X
D	Spring washer(M8)		12X
E	Metal Gasket(M8)		12X
F	Bolt(M8*35mm)		12X
G	Allen key		1X

SAFAVIEH COUTURE

SFV4700

Dimensions:32.09"WX30.31"DX31.5"H



Weight Capacity: 275 lbs

WARNING: DO NOT STAND ON CHAIR

WARNING: DO NOT OVER TORQUE BOLTS/SCREWS

The legs and hardware are located underneath the chair in the zipper compartment

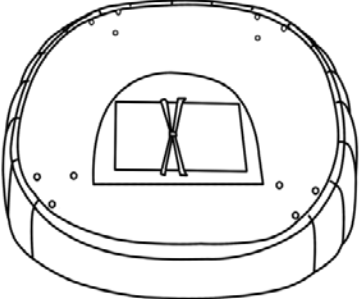
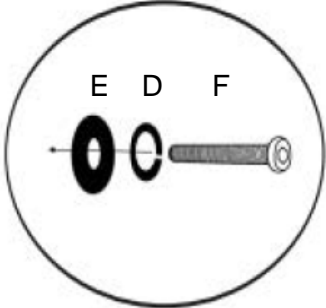
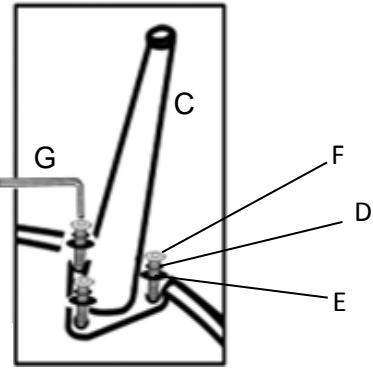
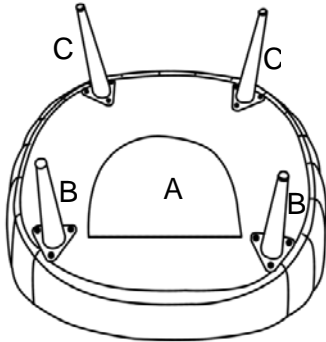

PREPARATION

Before beginning assembly of product, make sure all parts are present. Compare parts with package contents list and hardware contents list.

If any part is missing or damaged, do not attempt to assemble the product.

Estimated Assembly Time: 10 minutes.

Tools Required for Assembly (included): Allen key

	
<p>STEP1 OPEN THE ZIPPER ON THE UNDERSIDE OF THE SEAT AND TAKE OUT LEGS AND HARDWARE</p>	<p>STEP2 PUT THE WASHERS ON THE BOLT IN THE ORDER SHOWN IN THE PICTURE</p>
	
<p>STEP3 INSERT THE LEGS AND SCREW IN THE BOLTS BUT DON'T TIGHTEN COMPLETELY. REPEAT THE SAME STEPS FOR THE OTHER THREE LEGS</p>	<p>STEP4 CLOSE THE ZIPPER ON THE UNDERSIDE OF THE SEAT.</p>
	
<p>STEP5 PUT THE CHAIR UPRIGHT AND MAKE SURE ALL LEGS ARE LEVEL, THEN FIRMLY TIGHTEN BOLTS WITH ALLEN KEY WHILE THE CHAIR IS UPRIGHT AS PICTURED ABOVE (IF THE CHAIR WOBBLY, YOU CAN EASY ADJUST LEG BOTTOM PLASTIC SCREW)</p>	
<p>The legs and hardware are located underneath the chair in the zipper compartment.</p>	