

User Manual

Welcome

Thanks for purchasing this **Mouse Cage Trap**, Please read this user manual carefully before use.

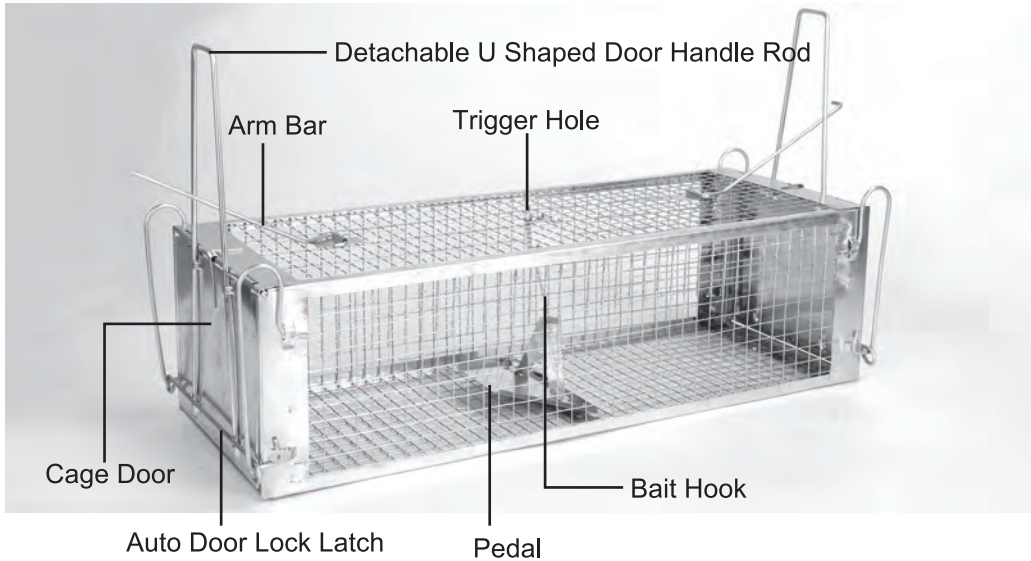
Package List

Upon opening the package, please check for the following items:

- * 1 × Dual-door Mouse Cage Trap
- * 2 × U Shaped Rods
- * 1 × User Manual


Product Structure

The left door and the right door are the same structure



Easy To Set The Cage

1. Dual Doors Using Method




1. Squeeze the U shaped rod into the door latch rod, and align the dual rod tips to the holes separately




2. Slide the door latch rod to the upper side



3. Slightly press down the U shaped rod



4. Insert the arm bar into the U shaped rod



5. Slightly press down the arm bar and insert into the hole. Repeat the step from step 1 to step 4. Install the other side



6. Use some baits to trap mouse



7. Test to trigger the inner trap panel. Once triggered, the door can be closed automatically

2.1 One Door Opening Using Method



1. Squeeze the U shaped rod into the door latch rod, and align the dual rod tips to the holes separately



2. Repeat step 1 to install the U shaped rod on another side, please keep the door lock rod on the bottom on another side



3. Slide the door latch rod to the upper side



4. Slightly press the U shaped rod, then insert the arm bar into the U shaped rod



5. Insert the flat tip of arm bar into the top hook



6. Use some baits to trap mouse



7. Test to trigger the inner trigger panel. Once triggered, the door can be closed automatically

2.2 Another Door Opening Using Method



1. Squeeze the U shaped rod into the door latch rod, and align the dual rod tips to the holes separately



2. Repeat step 1 to install the U shaped rod on another side, please keep the door lock rod on the bottom on another side



3. Slide the door latch rod to the upper side and press the U shaped rod to flip the door



4. Slightly press the U shaped rod, then insert the arm bar into the U shaped rod



5. Use hands to press down the arm bars of both sides, the flat tip is on the above and insert into the hook



6. Use some baits to trap mouse



7. Test to trigger the inner trigger panel. Once triggered, the door can be closed automatically