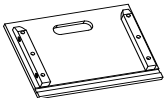

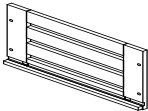

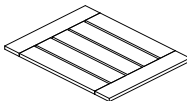
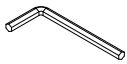
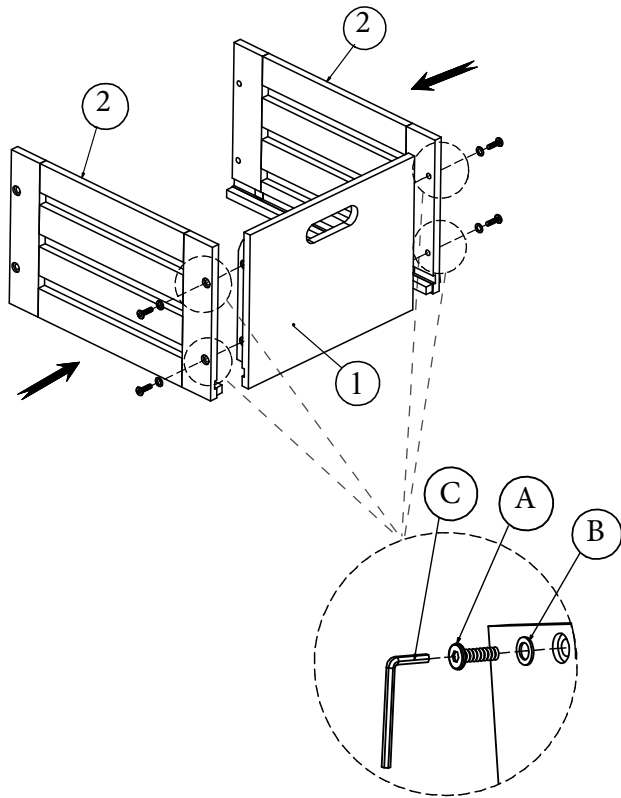


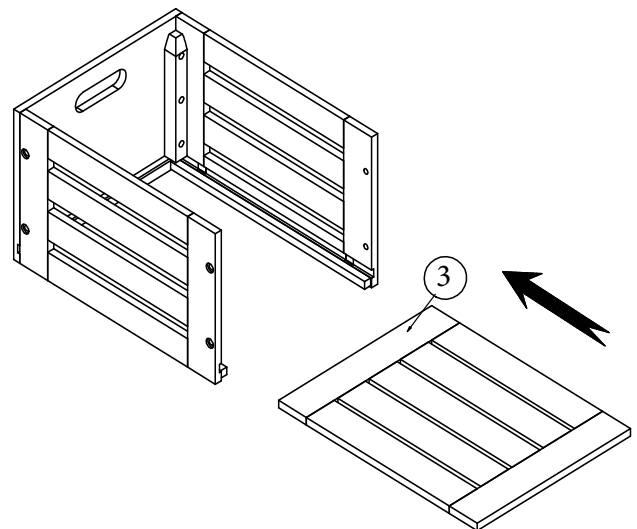
ASSEMBLY INSTRUCTIONS
ACACIA WOODEN CRATE
PRODUCT# 6917/6924 (CFV7013)
ASSEMBLE ON A FLAT, PROTECTED SURFACE.

PARTS LIST				HARDWARE LIST			
NO	DESCRIPTION	FIGURE	QTY	NO	DESCRIPTION	FIGURE	QTY
1	FRONT & BACK PANELS		2	A	BOLTS 1/4"x20MM		8
2	SIDE PANELS		2	B	FLAT WASHER (1/4")		8
3	BOTTOM PANEL		1	C	ALLEN KEY		1

STEP 1:

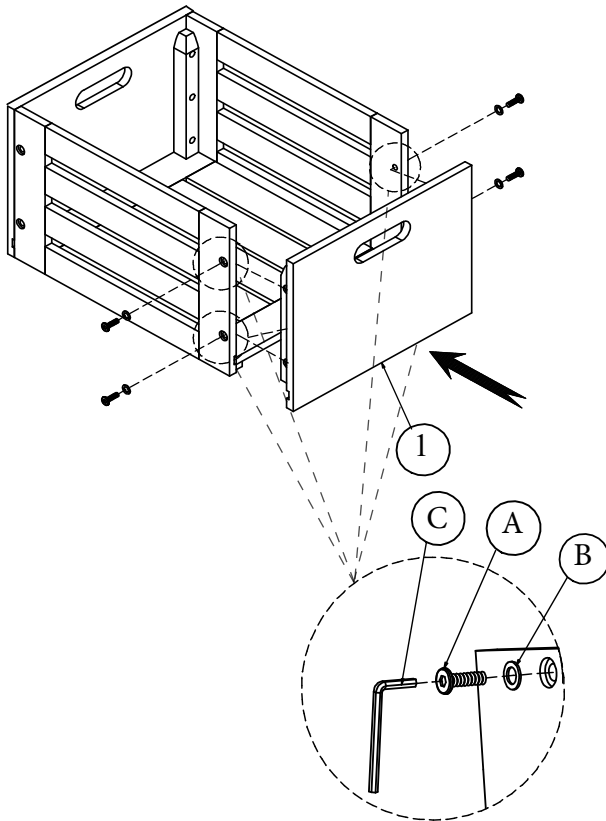


STEP 2:

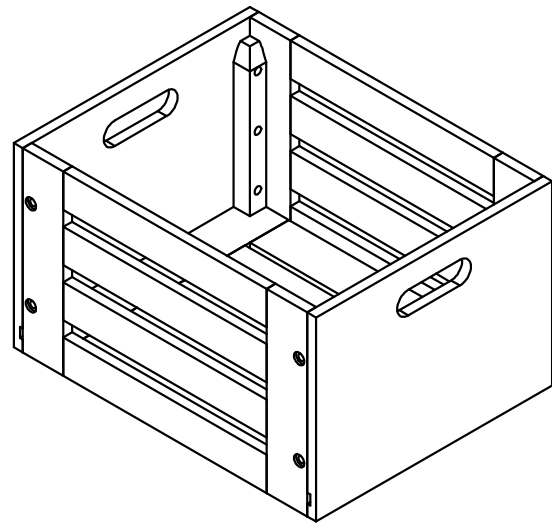


ASSEMBLY INSTRUCTIONS
ACACIA WOODEN CRATE
PRODUCT# 6917/6924 (CFV7013)
ASSEMBLE ON A FLAT, PROTECTED SURFACE.

STEP 3:



STEP 4:



IMPORTANT NOTES:

- PLACE ALL WOODEN PARTS ON A CLEAN AND SMOOTH SURFACE TO AVOID SCRATCHING.
- KINDLY FOLLOW THE ASSEMBLY INSTRUCTION STEP BY STEP.
- WE RECOMMEND THAT YOU PERIODICALLY TIGHTEN ALL BOLTS/SCREWS. PLEASE MAKE SURE ALL BOLTS / SCREWS ARE PLACED IN THEIR PROPER POSITION AND ARE TIGHTENED SECURELY TO ENSURE YOUR SAFETY.
- WEIGHT RESTRICTION : 25 LBS.
- DO NOT SIT OR STAND ON THE WOODEN CRATE.
- NOT FOR COMMERCIAL USE.

*In case you need any extra parts, please feel free to contact us directly instead of returning your order, we will be more than happy to help you within a business day.

CHICAGO STOOL & CHAIR INC.
1230 St. Charles Street, Elgin, IL60120, USA
Tel#847-2899955
Fax#847-2899911
Email: service@chemco.com
www.eHemco.com