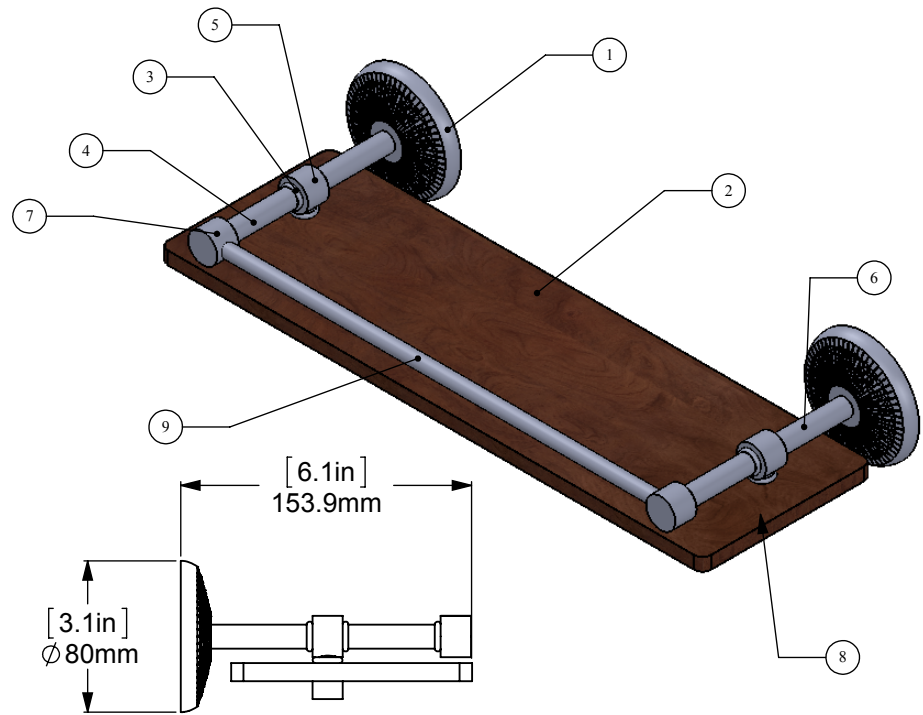
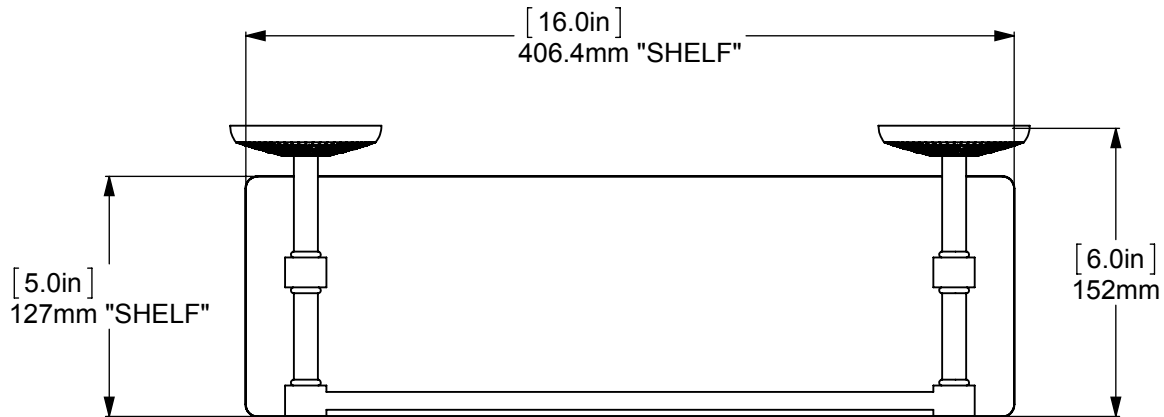
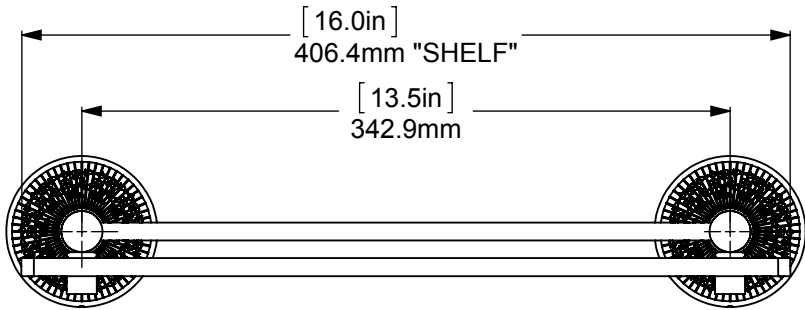
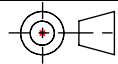


| ITEM NO. | PART NUMBER | DESCRIPTION | QTY. |
|----------|-------------|-----------------|------|
| 1 | | Back Plate | 2 |
| 2 | | GLASS | 1 |
| 3 | | Connector | 8 |
| 4 | | Tube-12, L=1.8 | 2 |
| 5 | | HUB-CON | 2 |
| 6 | | Tube-12, L=2 | 2 |
| 7 | | Hub | 2 |
| 8 | | LOCK | 2 |
| 9 | | TUBE -38,L=13.5 | 2 |



UNLESS OTHERWISE STATED

| | |
|------|---------------------|
| .X | $\pm .3\text{mm}$ |
| .XX | $\pm .15\text{mm}$ |
| .XXX | $\pm .008\text{mm}$ |



THIRD ANGLE PROJECTION

| | | | | | |
|----------|--|-----|--|-----------|--------------|
| DRAWN | | I.M | MATERIAL: BRASS | FINISH | TBD |
| CHECKED | | P.D | DESCRIPTION: Monte Carlo Collection Solid IPE Ironwood Shelf with Gallery Rail | QUANTITY | TBD |
| APPROVED | | R.A | | | REV 0 |
| | | | | SCALE 1:4 | SHEET: 01 A4 |