


# ASSEMBLY INSTRUCTION


## G681-G689 RS RECLINER SOFA

**NOTE: Do not use power tools for assembly. Power tools increase the risk of over tightening which lead to splitting or cracking the wood.**

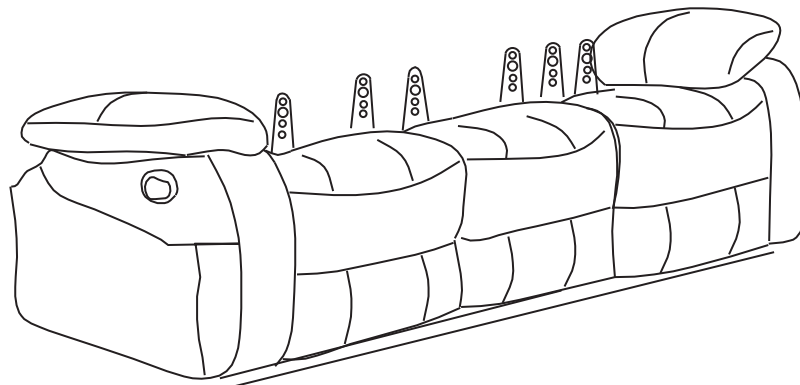
### COMPONENT LIST



**(A) BACK REST \*3**



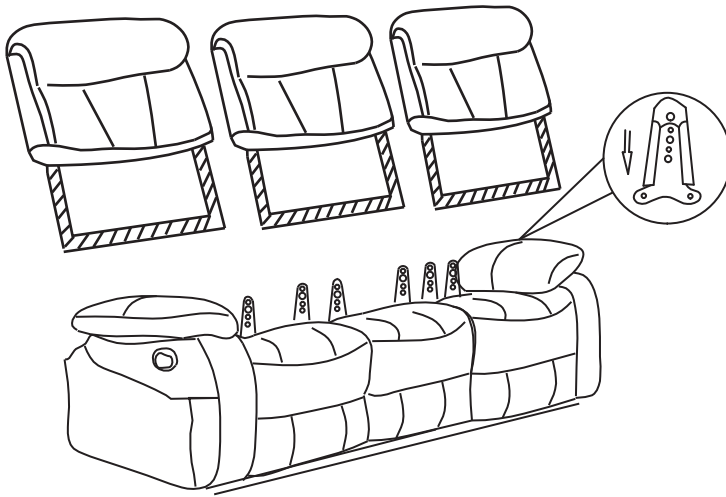
**(B) ARMREST\*2**




**(C) SEAT\*1**

## ASSEMBLY STEPS


### STEP 1.



### STEP 2.



### STEP 3.



## CARE INSTRUCTION FOR PU FURNITURE

- Avoid exposing furniture directly to sunlight or heating and air conditioning outlets. Exposure to sunlight or heating and air conditioning outlets will fade/damage PU/Fabric
- Wipe gently with a damp soft cloth to remove dust, dirt and any grime buildup.
- Dry the PU match/Fabric with a dry soft cloth.
- Rub the PU match/Fabric with professional cleanser.