


**TOV**



**Kourtney  
Sofa**

**DON'T BE BORING.**

# Hardware and Components



----- **A** x1pc



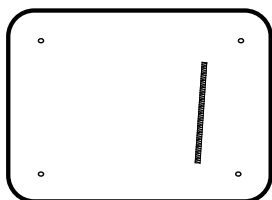
----- **B** x1pc



----- **C** x8pcs

## STEP 1

**A.** Open and unbox sofa components.

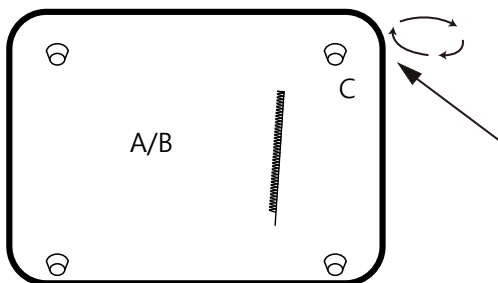


## STEP 2

**A.** Position sofa component (A and B) on its side with the bottom facing outwards.

**B.** Open compartment to take out the legs (C).

**C.** Simply twist on the legs (C) into the pre-drilled holes in the corners.

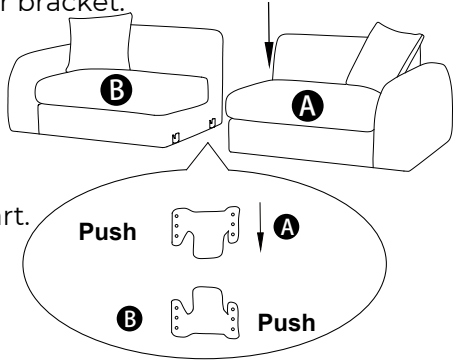


### STEP 3

**A.**Place sofa components (A and B) back upright.


**B.**Connect parts A and B together by inserting one connector bracket by lifting up and placing it down into the other connector bracket.

**C.**To separate, simply lift up the side that was placed down into the bracket and pull apart.



### STEP 4

**A.**Complete!



Stuck?

Contact our team @ 516-888-3355

Scan for product care!




# TOV



## Follow us!

Show your new purchase some love by tagging it on our Instagram!

 @tovfurniture

 516-888-3355

 hello@tovfurniture.com

 www.tovfurniture.com

If the future is female—your furniture should be, too. No mahogany in sight. Sexy settees shaped like lips. Price points for any budget. At TOV, we do things differently.