

# Installation instruction

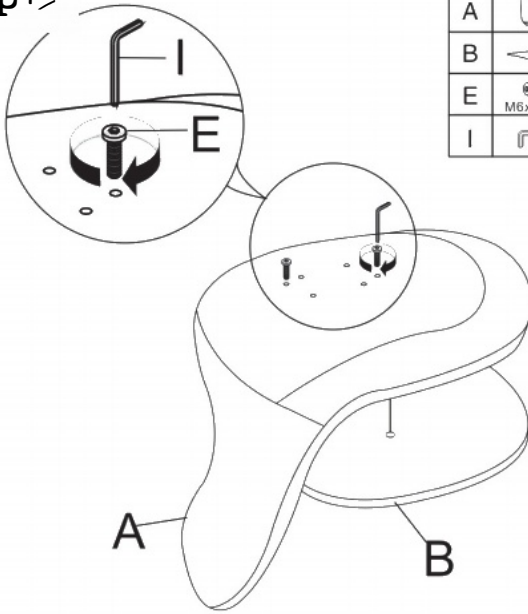


Ax1		Fx1	
Bx1		Gx4	
Cx1		Hx5	
Dx1		Ix1	
Ex2		Jx4	

## Spare

Ex1		Hx1	
Gx1		Jx1	

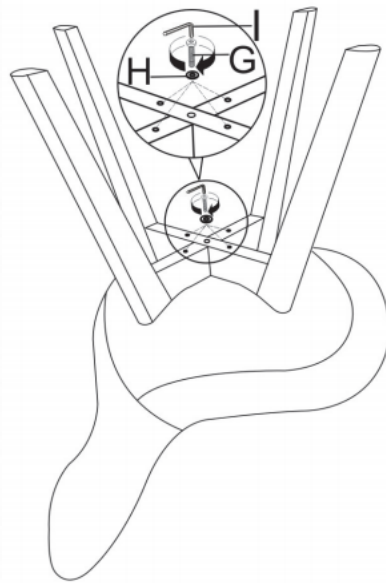
### Step1



A		1
B		1
E		2
I		1



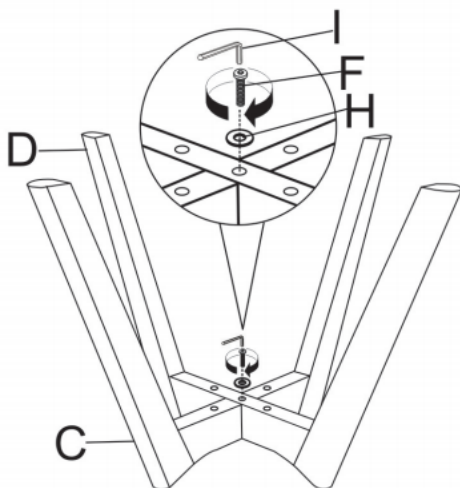
### Step3



G		4
H		4
I		1



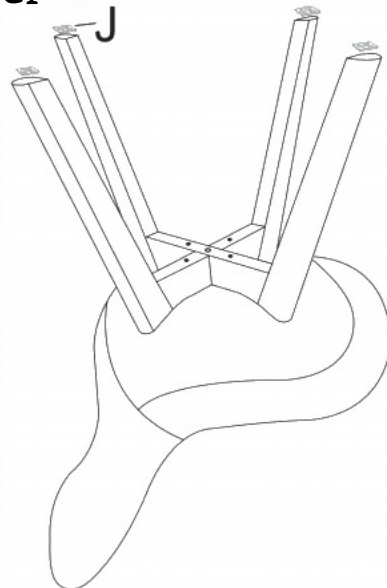
### Step2



C		1
D		1
F		1
H		1
I		1



### Step4



J		4
---	--	---

