



Happy?



Tell your friends and family



Share your experience

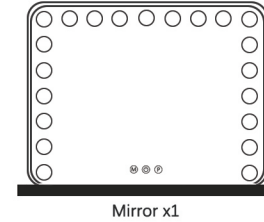
Let more people know



Not happy?

Our friendly customer service team will work hard to put a smile back on your face.

1 Take out the mirror and check the quantity of accessories



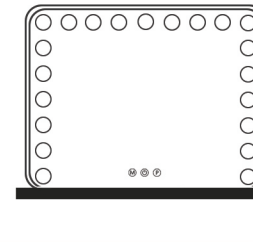
Mirror x1

Screwdriver x1 Screws x7 Plug x1 Magnification x1



Base x1

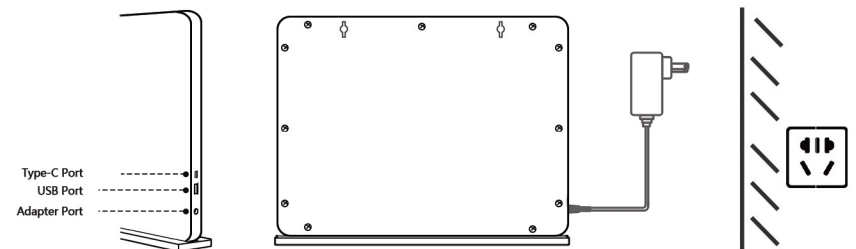
2 Connect the base screws to the bottom of the mirror and the base



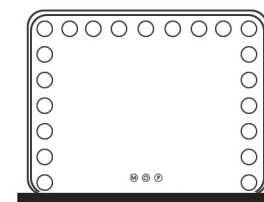
Screws at the bottom of the mirror



3 Link the power of the mirror



4 Congratulations ! Now you can light up the mirror



M Touch 1s to change color

⏻ Touch 1s to turn/off the light

P Touch 2s-5s to adjust brightness