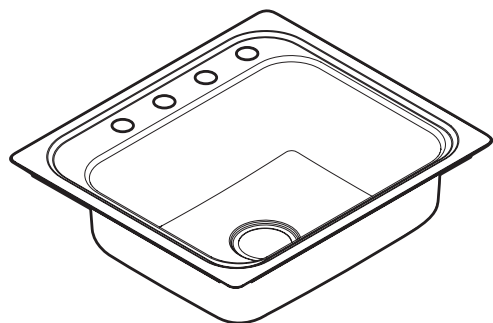




Buy it for looks. Buy it for life.®



SINK DESCRIPTION

- 2000 Series single bowl drop-in sink
- 20 gauge stainless steel, Brushed finish
- Center or rear drain, location as noted, 1 to 4 faucet holes as indicated
- U-channel mounting system, hardware included
- SoundSHIELD sound absorbing system

CUT OUT DIMENSIONS

- 24 3/8" x 21 3/8" with 3/8" corner radius. Tolerance of plus or minus 1/16" is acceptable

STANDARDS

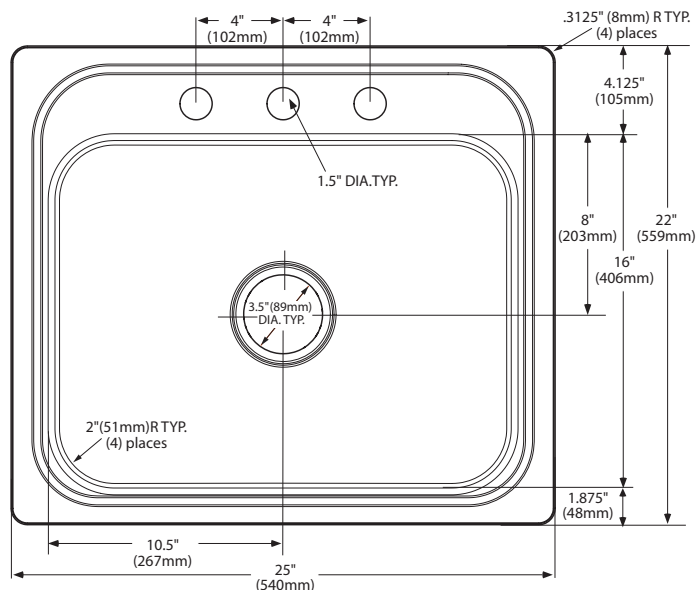
- Third party certified by IAPMO to meet ASME A112.19.3/CSA B45.4 and all applicable specifications referenced

WARRANTY

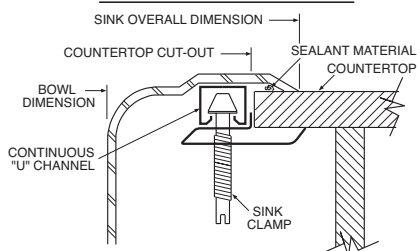
- Limited lifetime warranty against material or manufacturing defects to the original consumer purchaser

CRITICAL DIMENSIONS

(DO NOT SCALE)



Installation Detail



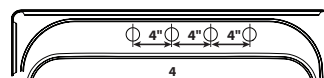
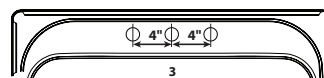
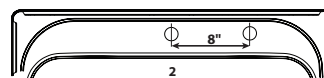
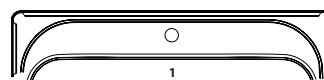
MADE IN THE USA

Specifications

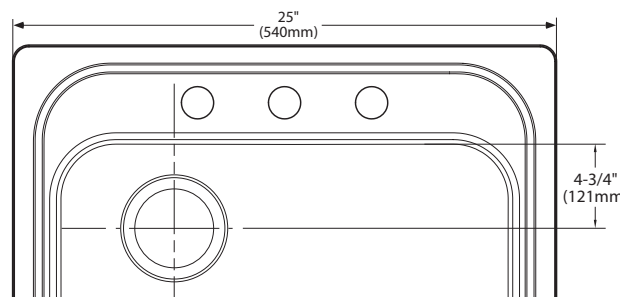
Model Number	Faucet Holes	Depth-Inches	Drain Placement	Model Specified
G201961	1	7	Center	
G201962	2	7	Center	
G201963	3	7	Center	
G201964	4	7	Center	
G201974L	4	5.5	Rear (Left)	
G201974R	4	5.5	Rear (Right)	

Faucet Hole Configurations

1-1/2" (38mm) diameter faucet holes
4" (102mm) Center



Left Rear Drain Configuration



Right Rear Drain Configuration

