



Lighting:

Button operation:

- When MYKB-002 is off-time mode, please click the operation button to switch it on, in 2 seconds, it will circulate from low-brightness to medium-brightness then to high-brightness
- If the interval of operation-button click is more than 2 seconds, the lamp will be switched off.

Way to use remote control operation:

- Please align remote receiving window and press the on-off button to turn on or off the light
- Press the  button to change the light from low -brightness to high-brightness
Press the  button to change the light from high-brightness to low-brightness.

The way to charge other digital devices:

- Connect one end of the charging cable with the device, and the other end with MYKB-002 open output.



MONDAWE
PICK YOUR FAVORITE

Rechargeable Multifunction LED Umbrella Lamp

Instruction



Website: www.mondawe.com

Customer Service: service@mondawe.com

Phone: 888-328-5111

Site Internet: www.mondawe.com

Email de Service Client: service@mondawe.com

Numéro de Téléphone: 888-328-5111

V 1.0

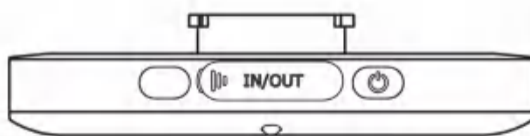
Thank you very much for choosing our products of LED umbrella lamp .

After you read the instruction, please keep the instruction .

Safety precautions:

Please read the instruction before you use them.

- No throwing the product into the fire.
- No charging in the place where are inflammables and explosion-prone objects
- There are no space parts of lamp so non-professional personnel are forbidden to open and repair the lamp, if any malfunction of the products happens, please contact the manufacturer or local dealers.
- Any violation of laws and not by manual operation, will cause harm to human body, during the warranty period, damage or injury caused by artificial, factory refused to take any responsibility and obligation



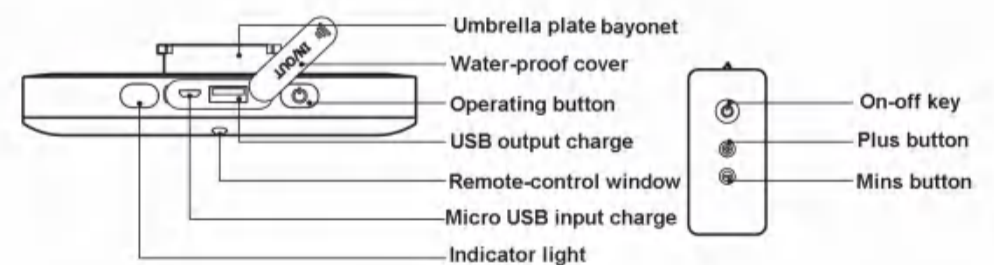
MYKB-002

Specifications:

• Name : LED Umbrella Lamp	• Item No : MYKB-002
• Material : ABS	• Input: DC 5V 1000mA
• Battery : 3.7V /3500 mAh	• USB output: DC 5V 1000mA
• Size : Φ13.5cm*3.0cm	• Charging time: 4 h
• Rated Power: 1.7W	• Operating environment: -20℃ ~ 45℃
• Battery Life : Low brightness/20h Medium brightness/10h High brightness/4h	

Fitting list :

- LED Umbrella Lamp x1
- USB charging cable x 1
- Remote control x 1



The way to charge MYKB-002

- Before you use MYKB-002, please charge it first.
- Connect the Micro USB end of matching charge cable to power socket ,and the other end to the adapter.
- The indicator light is flashing red, showing the state of charge, after the charging is finished, the indicator light get green.
- USB adapter should be in accordance with the following specifications:
The interface type: USB
Output voltage: $5 \pm 0.2V$
Output current: 1 A

