

Assembly Instructions



Top Base

Note: Solar glass product attached to top base will vary depending on the item purchased.



Finial Pole




Middle Pole



Stake Base


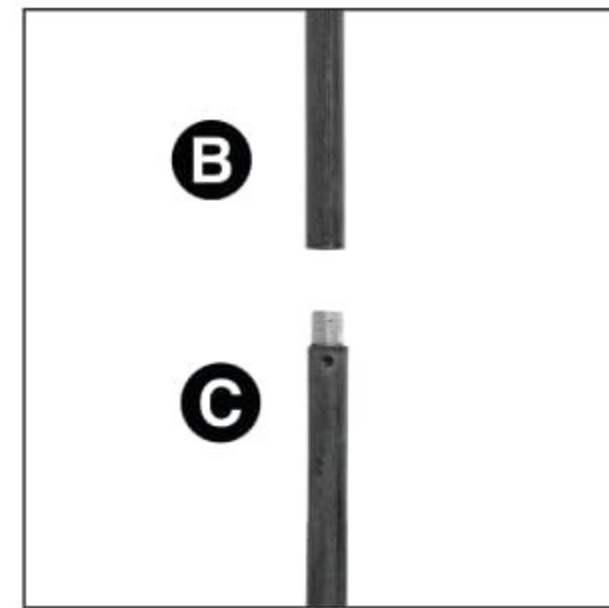
Step 1:

Attach top base (A) to finial pole (B) by turning it to the right until it is firmly tightened.



Step 2:

Attach finial pole (B) (the result of step 1) to middle pole (C) by turning it to the right until it is firmly tightened.



Step 3:

Attach middle pole (C) to stake base (D) by turning it to the right until it is firmly tightened.

