
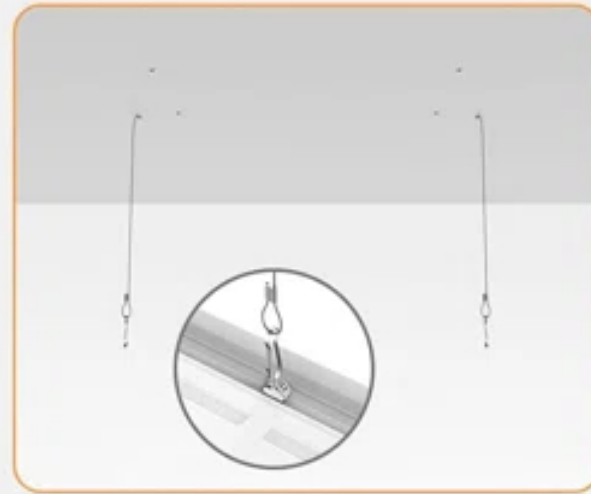


Easy Installation




1. Mark & Drill - Drill $\text{\O}12\text{mm}$ holes at the marked positions.



2. Fix Suspension - Secure ropes with screws and hang the panel light.



3. Wire Connection - Connect wires by matching colors.



4. Secure & Finish - Insert wire nut into the holes and tighten screws.