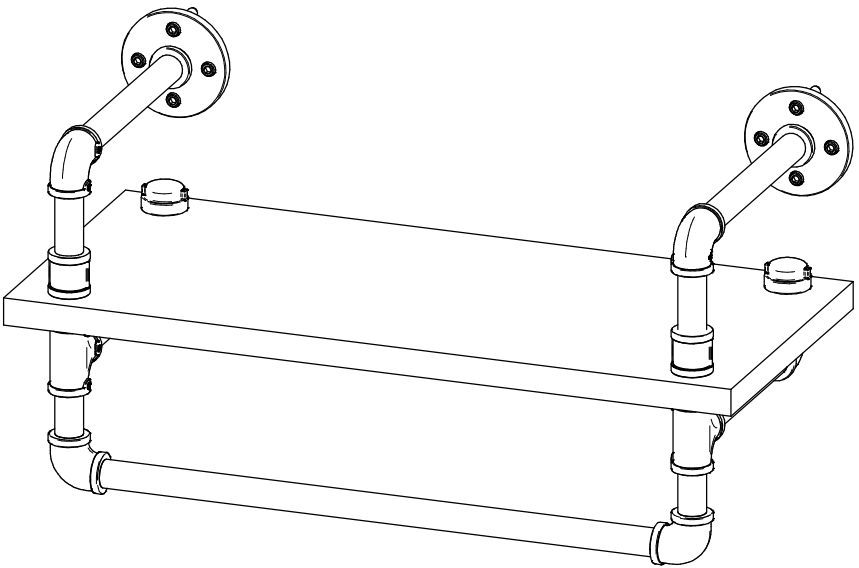




THESE INSTRUCTIONS WERE PRINTED ON  
100% RECYCLED PAPER!!!



UNIT WEIGHT: 27" (8 lb)

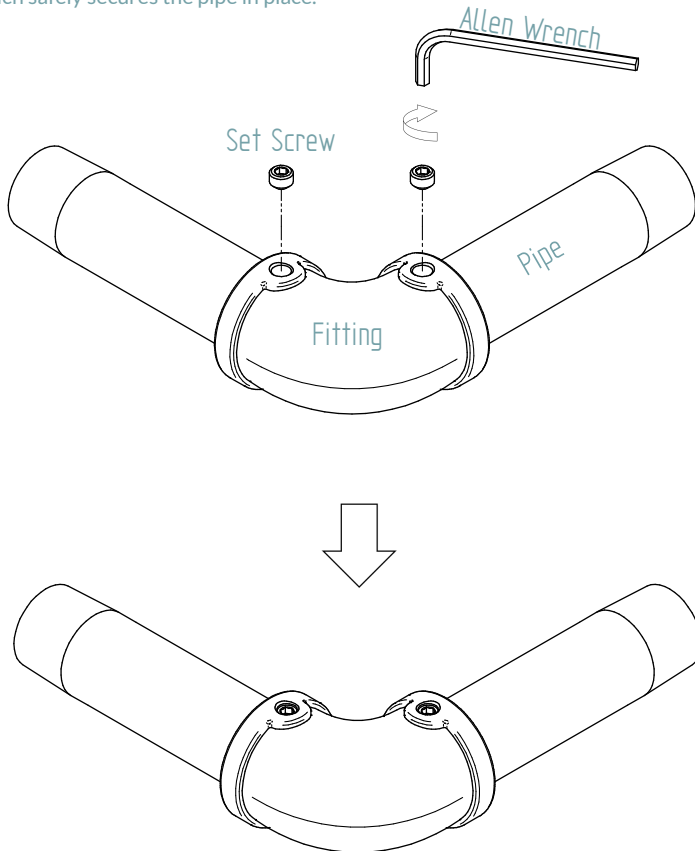
33" (9 lbs)

WEIGHT CAPACITY PER SHELF/TIER: 25 lb

**SHELF RACK**

## FASTENING SYSTEM

Each furniture design utilizes a simple & effective fastening system to quickly assemble your unit. To reduce assembly time, each fitting (connector) has pre-installed set screws (spare set screws are provided) at EACH pipe entry location. Set screws are tightened using a 1/8" Allen Key, which safely secures the pipe in place.



Prior to shipping your unit, each sub-assembly (part) is inspected with great care to ensure that all fittings (connectors) & pipes are correctly aligned. Means beyond our control may cause parts to shift or misalign during shipping & handling.

Please ensure that all fittings (connectors) are properly aligned by making small adjustments & tightening the set screws with the 1/8" Allen Key provided.

Keep in mind, our unique fastening system provides you with the opportunity to level & make small adjustments to your unit, achieving the perfect fit for your home!



## DISCLAIMER:

We intend to make this instruction manual accurate and complete. However, We make no claim that the information contained herein covers all details, conditions or variations, nor does it provide for every possible contingency in connection with the installation or use of this product. The information contained in this document is subject to change without notice or obligation of any kind. We assume no responsibility for accuracy, completeness or sufficiency of the information contained in this document.

## IMPORTANT WARNINGS AND CAUTIONS!

**WARNING:** A WARNING alerts you to the possibility of serious injury or death if you do not follow the instructions.

**CAUTION:** A CAUTION alerts you to the possibility of damage or destruction of equipment if you do not follow the corresponding instructions.

**WARNING:** Failure to read, thoroughly understand, and follow all instructions can result in serious personal injury, damage to equipment, or voiding of factory warranty! It is the installer's responsibility to make sure all components are properly assembled and installed using the instructions provided.

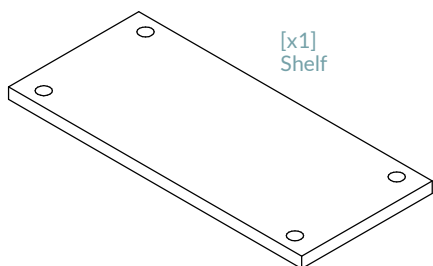
**WARNING:** Failure to provide adequate structural strength for this component can result in serious personal injury or damage to equipment! It is the installer's responsibility to make sure the structure to which this component is attached can support five times the combined weight of all equipment. Reinforce the structure as required before installing the component.

**WARNING:** Exceeding the recommended weight capacity can result in serious personal injury or damage to equipment! It is the installer's responsibility to make sure that the combined weight of all components attached to the supporting structure including all items on display does not exceed the recommended weight!

**WARNING:** FURNITURE MAY WEIGH IN EXCESS OF 40 LBS! Always use two people and proper lifting techniques when installing or positioning furniture.

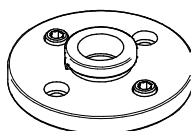
**Wood Disclaimer:** We use natural solid wood products to create quality furniture. However, wood grain is a product of nature, no two grain patterns are ever exactly alike. This individualism is one of the most appealing factors of solid wood products. Soil and climate affect the growth characteristics of wood. The finest woods have certain natural characteristics that cannot be hidden with a finishing process.

These characteristics occur due to the fact that wood is a natural product and is affected by weather, climate, insects, birds, soil makeup, and natural growth patterns. These characteristics are apparent and are not to be misinterpreted as defects. Wood is a product of nature- and as such will display natural characteristics and variances that are unique to each and every cut. These characteristics are an integral part of the charm and beauty of real solid wood - no two pieces are alike!



[x1]  
Shelf

1



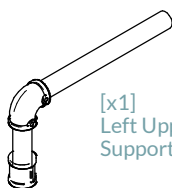
[x2]  
Flange

2



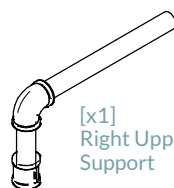
[x2]  
Cap

3



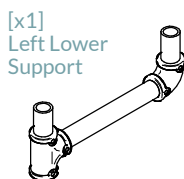
[x1]  
Left Upper  
Support

4



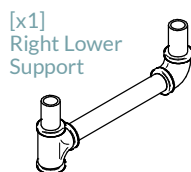
[x1]  
Right Upper  
Support

5



[x1]  
Left Lower  
Support

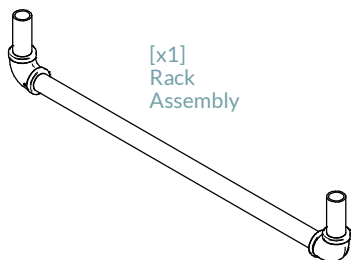
6



[x1]  
Right Lower  
Support

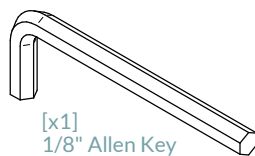
7

NOTE: SMALL ADJUSTMENTS MAY BE NEEDED ON SUBASSEMBLIES DUE TO SHIPPING MOVEMENT



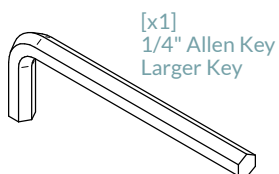
[x1]  
Rack  
Assembly

8



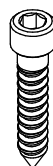
[x1]  
1/8" Allen Key  
Smaller Key

9



[x1]  
1/4" Allen Key  
Larger Key

10



[x4]  
Ø8mm X 40mm lg.  
Screws

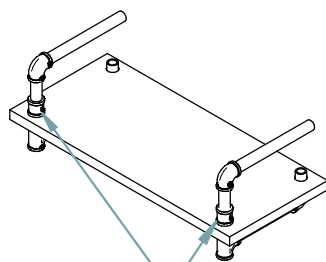
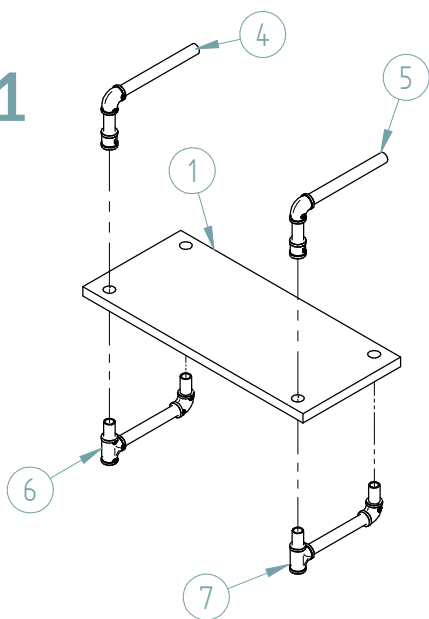
11



[x4]  
Plastic  
Wall  
Anchor

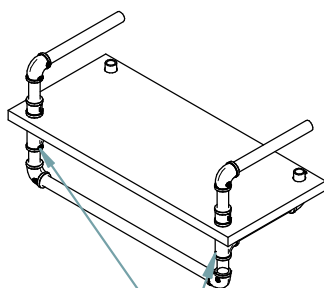
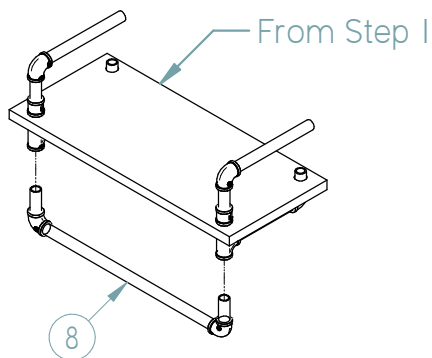
12

# 1



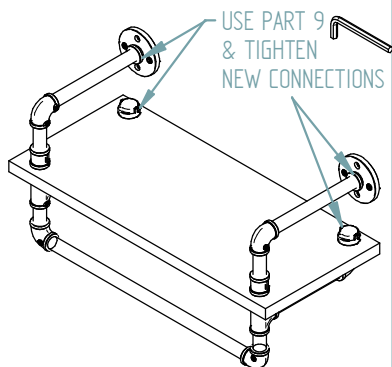
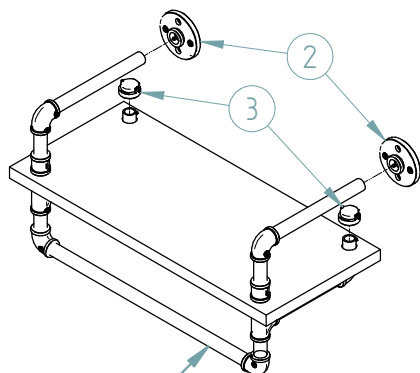
USE PART 9  
& TIGHTEN  
NEW CONNECTIONS

# 2



USE PART 9  
& TIGHTEN  
NEW CONNECTIONS

# 3

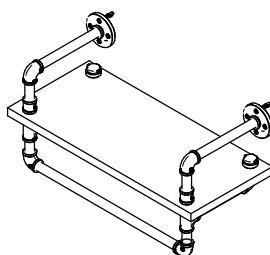
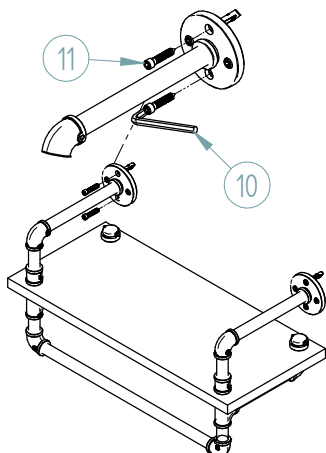


FROM STEP 2

# 4

**IMPORTANT: TO INSURE PROPER AND SAFE INSTALLATION OF YOUR SHELF; YOU MUST:**

1. PLACE THE UNIT IN DESIRED LOCATION AGAINST WALL WHILE LINING EITHER THE RIGHT OR LEFT FLANGE WITH A WALL STUD.
  2. LIGHTLY MARK YOUR WALL USING A PENCIL THROUGH THE FLANGE HOLES. (4 MARKS NEEDED TOTAL).
  3. REMOVE UNIT FROM WALL AND PREDRILL YOUR 4 MARKED SPOTS USING A  $\frac{3}{16}$ " DRILL BIT.
- IF NOT GOING DIRECTLY INTO STUD, USE ANCHOR (ITEM 12). DRILL A  $\frac{5}{16}$ " HOLE AND HAMMER ANCHOR INTO PLACE.
4. REPLACE YOUR UNIT TO IT'S ORIGINAL DESIRED LOCATION AND SCREW IN PLACE USING THE ALLEN WRENCH (PART 10) AND SCREWS (PART 11) PROVIDED. DO NOT OVER TORQUE!



**WARNING!**

**FAILURE TO PROPERLY MOUNT SHELF AS INSTRUCTED MAY RESULT IN SERIOUS INJURY!**



WARRANTY

Finishes of Pipes and Fittings, and all Other Parts and Components, Excluding Wood

*-1 Year Limited Warranty-*

All metal finishes and other parts and components, **excluding wood**, are warranted to you, the original retail purchaser, for a one-year period starting from the date of purchase, to be free from material manufacturing defects. We will pay, within one-year from the date of purchase, reasonable and standard labor rates to repair or replace the defective parts including the shipping costs from the retailer to and from us or a repair center designated by us at no charge to the original retail purchaser.