



INSTRUCTIONS D'ASSEMBLAGE
ASSEMBLY INSTRUCTIONS

BUREAU -
EN FORME DE L / COIN AVEC 2 TABLETTES BLANC

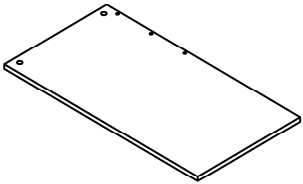
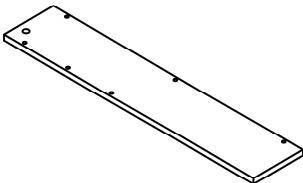
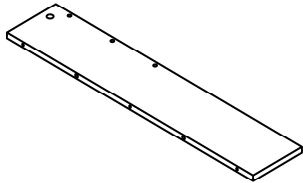
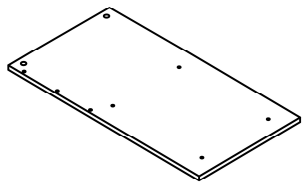
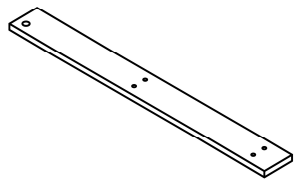
COMPUTER DESK -
WHITE L-SHAPED CORNER / 2 SHELVES



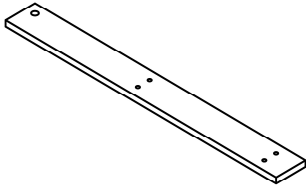
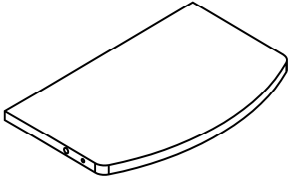
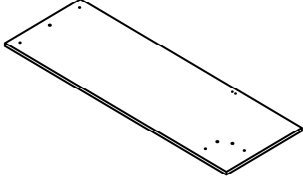
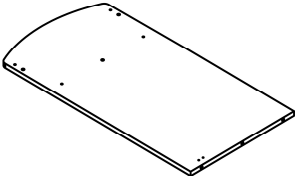
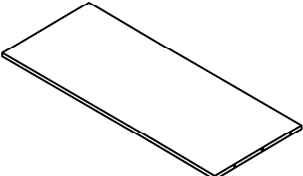
POUR DE L'ASSISTANCE OU POUR COMMANDER
DES PIÈCES CONTACTEZ NOTRE DÉPARTEMENT
DE SERVICE À LA CLIENTÈLE.

FOR ASSISTANCE OR TO ORDER PARTS
CONTACT OUR CUSTOMER SERVICE DEPARTMENT

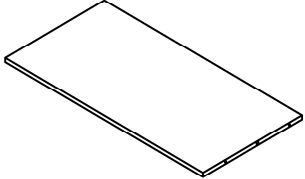
LISTE DES PIÈCES
PARTS LIST

PIÈCE / PART #	IMAGE	DESCRIPTION	QTY / QTÉ
1		FRONT FACING LEFT SIDE PANEL PANNEAU DE CÔTÉ GAUCHE	1
2		LEG PATTE	1
3		LEG PATTE	1
4		FRONT FACING RIGHT SIDE PANEL PANNEAU DE CÔTÉ AVANT DROIT	1
5		LEG PATTE	1

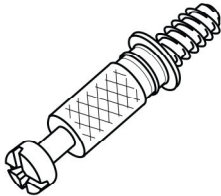
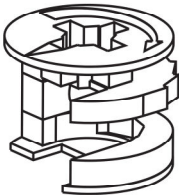
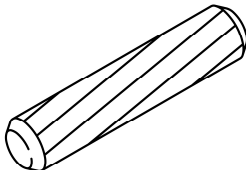
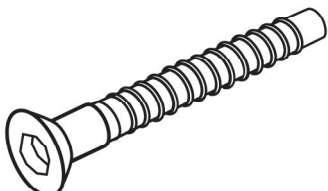
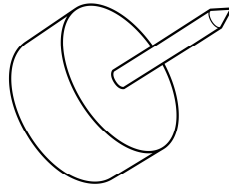
LISTE DES PIÈCES
PARTS LIST

PIÈCE / PART #	IMAGE	DESCRIPTION	QTY / QTÉ
6		LEG PATTE	1
7		SHELF PANEL PANNEAU DE TABLETTE	2
8		DESK TOP SURFACE DU BUREAU	1
9		DESK TOP SURFACE DU BUREAU	1
10		BACK PANEL PANNEAU ARRIÈRE	1

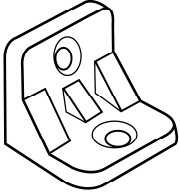
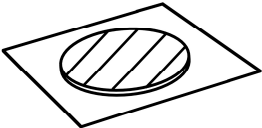
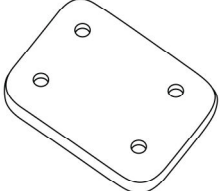
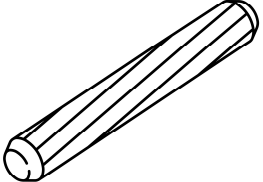
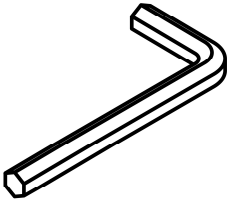
LISTE DES PIÈCES
PARTS LIST

PIÈCE / PART #	IMAGE	DESCRIPTION	QTY / QTÉ
11		BACK PANEL PANNEAU ARRIÈRE	1


LISTE DES PIÈCES DE MONTAGE
HARDWARE LIST

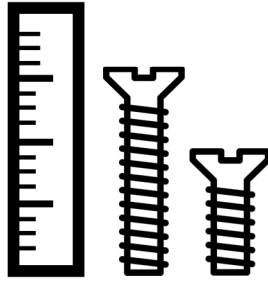
PIÈCE / PART #	IMAGE	DESCRIPTION	QTY / QTÉ
A		CAM LOCK SCREW VIS CAM LOCK	8
B		CAM LOCK CONNECTOR ÉCROU CAM LOCK	8
C		WOOD DOWEL GOUJON DE BOIS	18
D		ASSEMBLING SCREW - Ø1/4" X 2" VIS D'ASSEMBLAGE - Ø1/4" X 2"	19
E		FLOOR PROTECTOR PROTECTEUR DE PLANCHER	10

LISTE DES PIÈCES DE MONTAGE
HARDWARE LIST

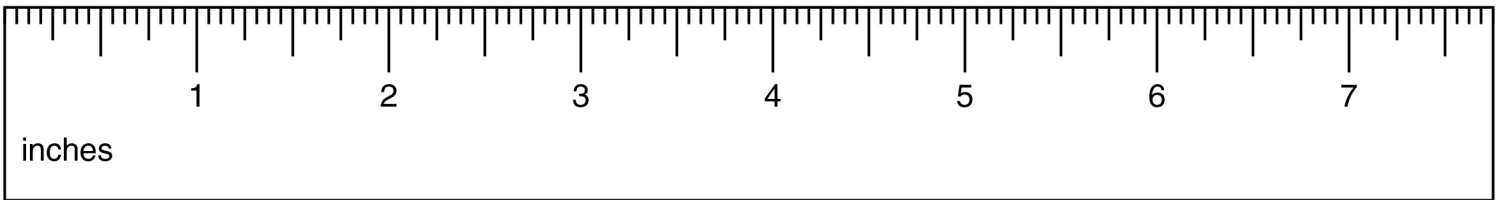
PIÈCE / PART #	IMAGE	DESCRIPTION	QTY / QTÉ
F		PLASTIC BRACKET SUPPORT EN PLASTIQUE	2
G		FINISHING STICKER COLLANT DE FINITION	19
H		SUPPORT PLATE PLAQUE DE SUPPORT	1
I		WOOD DOWEL GOUJON DE BOIS	3
J		HEX KEY CLÉ HEXAGONALE	1

LISTE DES PIÈCES DE MONTAGE
HARDWARE LIST

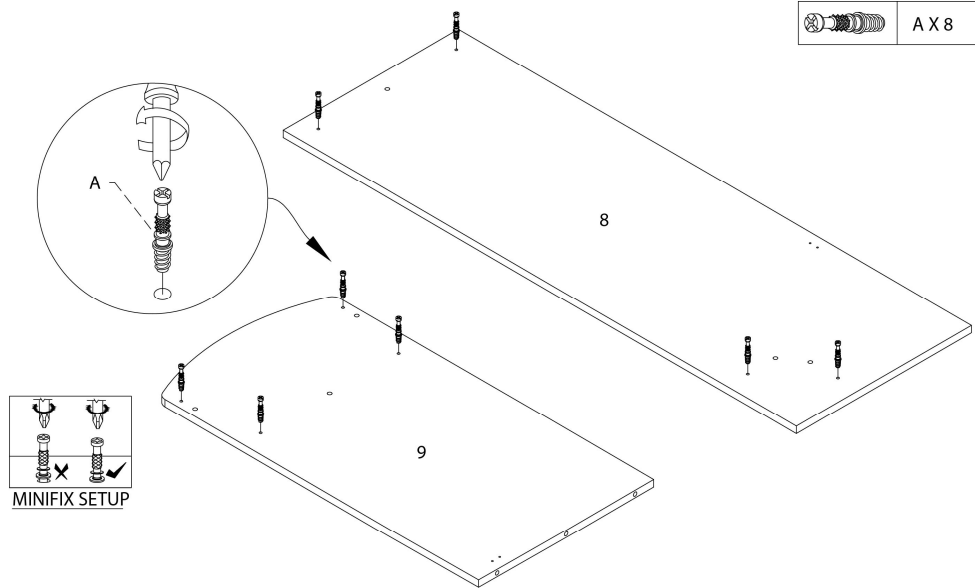
PIÈCE / PART #	IMAGE	DESCRIPTION	QTY / QTÉ
K		ASSEMBLING SCREW - Ø1/8" X 5/8" VIS D'ASSEMBLAGE - Ø1/8" X 5/8"	8



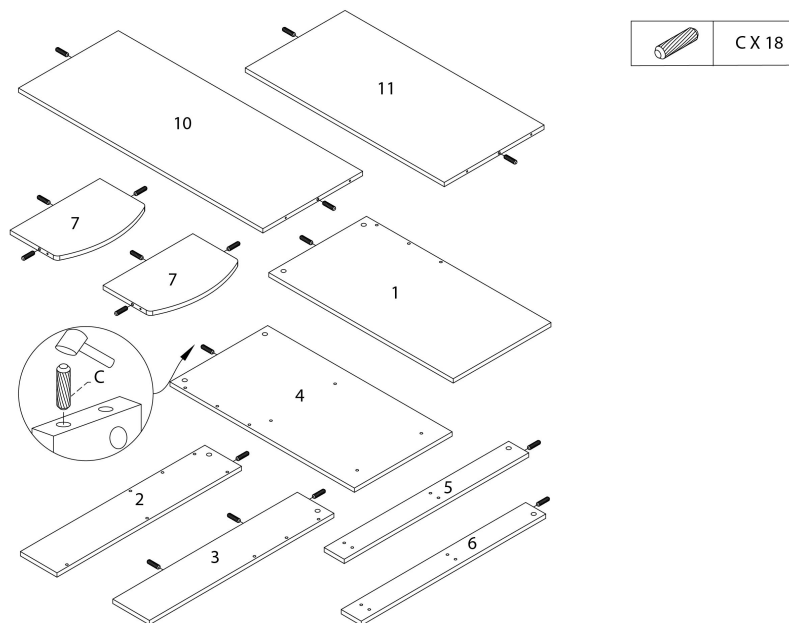
**OUTIL DE VÉRIFICATION DE DIMENSIONS DES PIÈCES
HARDWARE DIMENSIONS VERIFICATION TOOL**



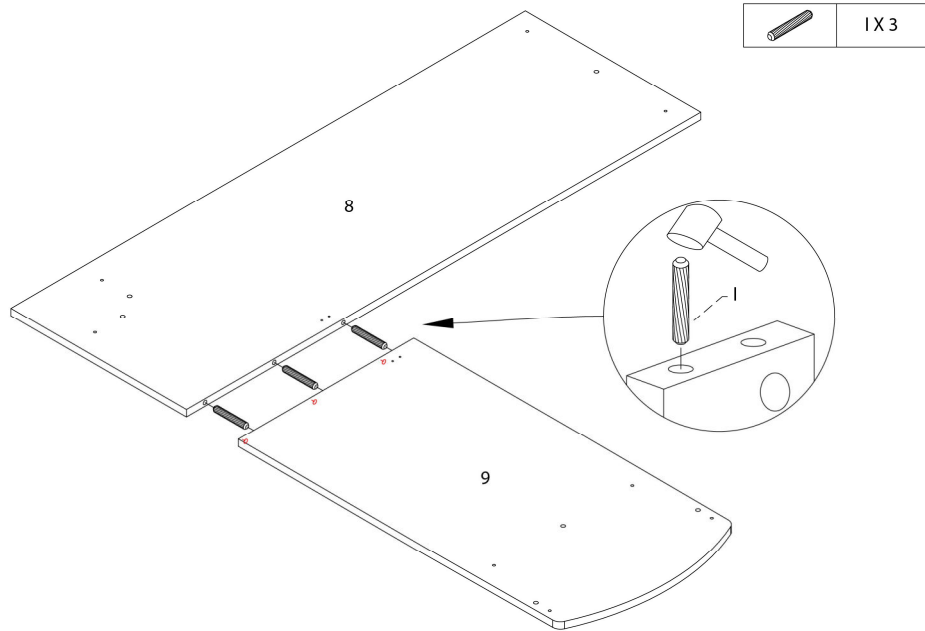
ÉTAPE / STEP 1



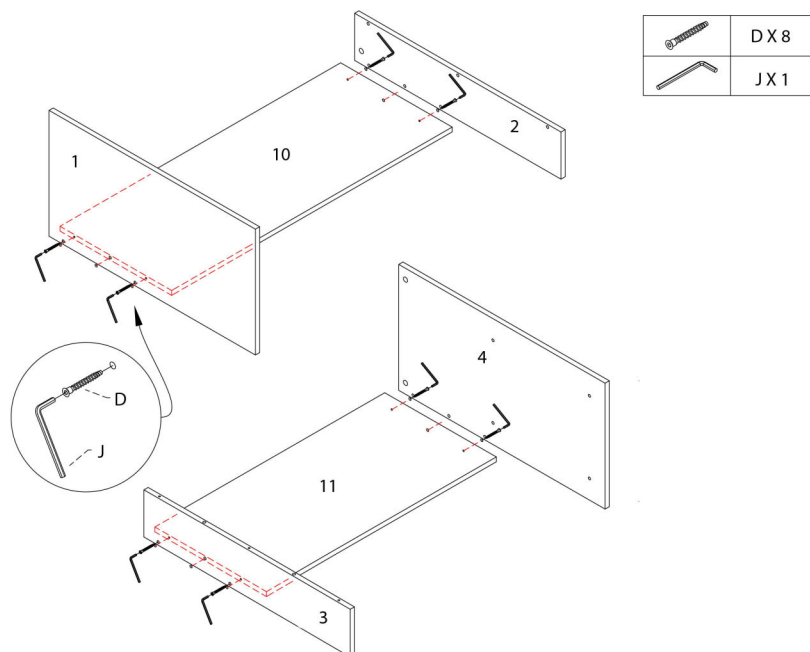
ÉTAPE / STEP 2



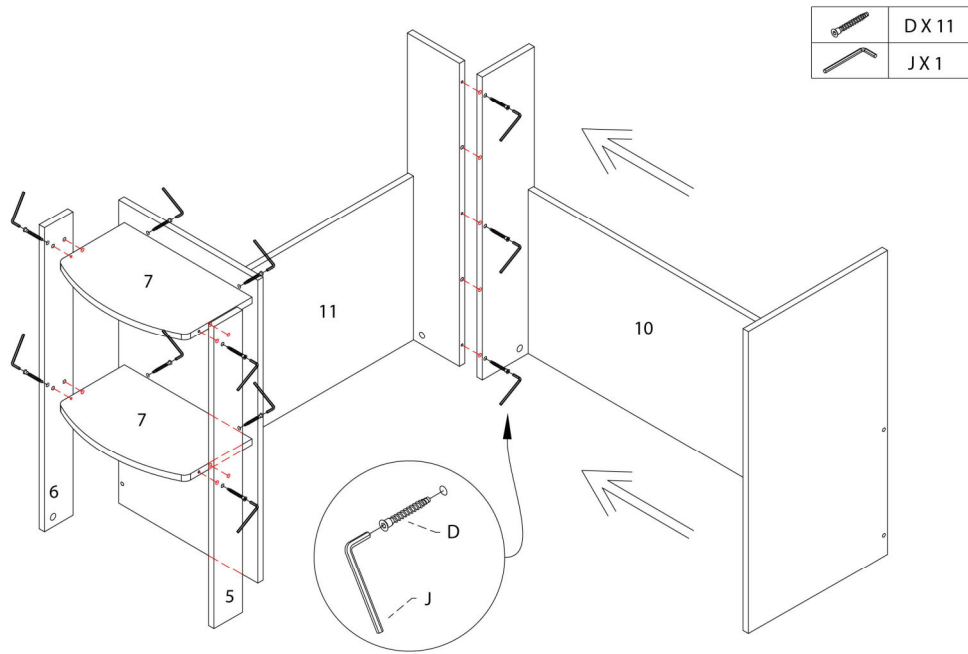
ÉTAPE / STEP 3



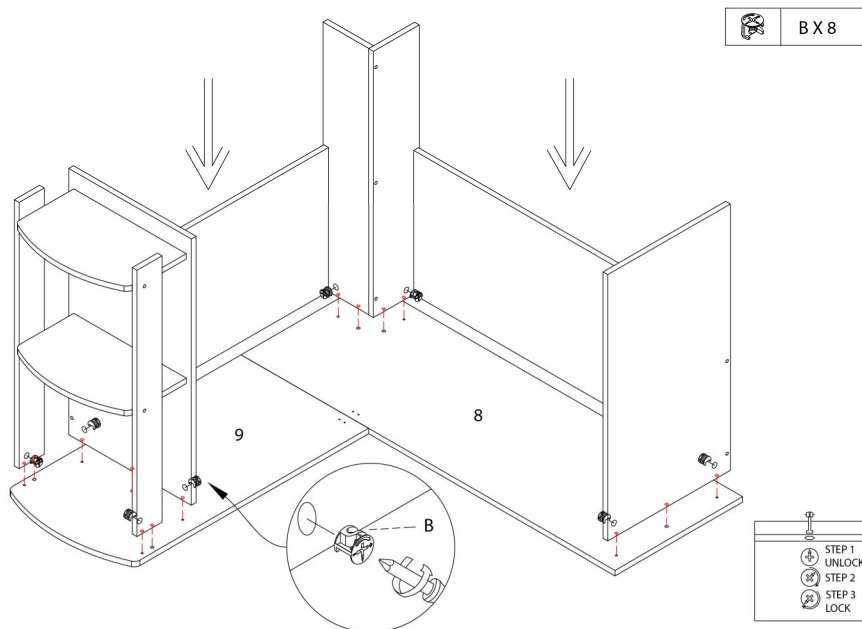
ÉTAPE / STEP 4



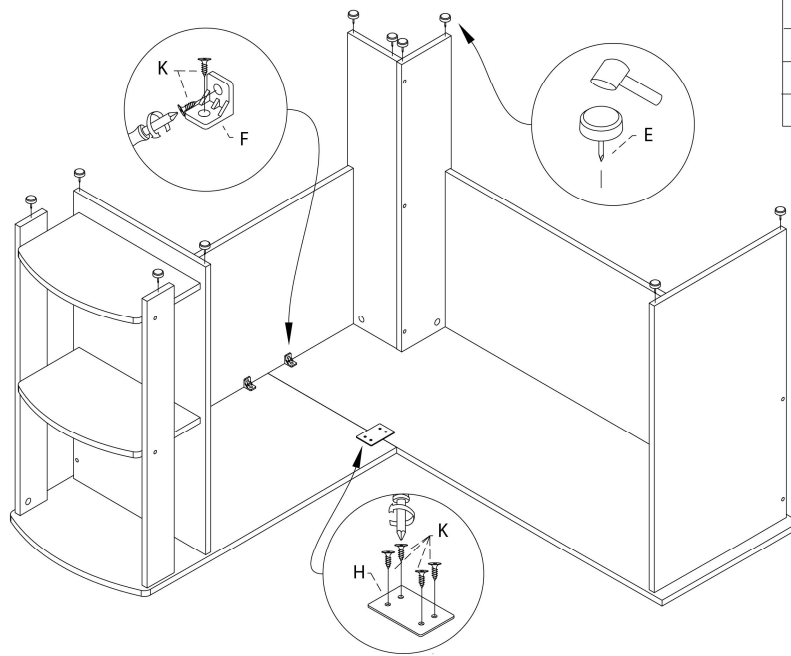
ÉTAPE / STEP 5



ÉTAPE / STEP 6

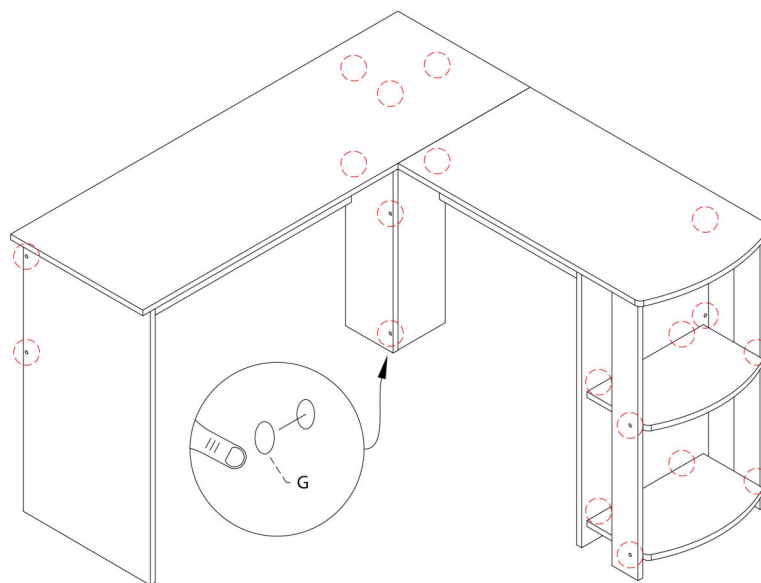


ÉTAPE / STEP 7



	EX 10
	FX 2
	HX 1
	KX 8

ÉTAPE / STEP 8



	GX 19
--	-------

ÉTAPE / STEP 9

