ASSEMBLY INSTRUCTIONS/NOTICE D'ASSEMBLAGE

DESCRIPTION : ELLIS CHAR QUEEN HEADBOARD/ELLIS GREY QUEEN HEADBOARD/
TÊTE DE LIT ELLIS GRAND ANTHRACITE /TÊTE DE LIT ELLIS GRAND GRISE

ITEM NO: WA 266 KB

IMPORTANT NOTES / NOTE IMPORTANTE:
.Place all wooden parts on a clean and smooth surface such as a rug or carpet to avoid scratching the parts.
/ Placer toutes les pièces en bois sur une surface propre et lisse, telle qu'un tapis ou une moquette, afin d'éviter de rayer les pièces.
.Kindly follow the assembly instructionsstep by step . / Suivre les instructions du montage étape par étape.
.Do not tighten all screws and bolts until the product is fully assembled./ Attendre que le produit soit complètement assemblé avant de serrer toutes les vis et tous les boulons.
.Keep all hardware parts out of reach of children./Garder toutes les pièces du matériel hors de portée des enfants.

PARTS IDENTIFICATION / IDENTIFICATION DES PIÈCES

A 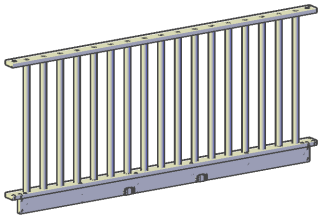	B 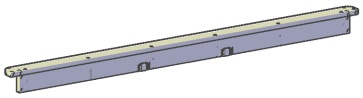	C 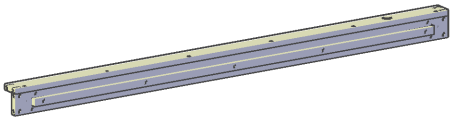
Headboard (1 pc) Tête de lit (1 pce)	FootBoard (1 pc) Marchepied (1 pce)	Side Rail (i) (1 pc) barrière latérale (i) (1 pce)
D 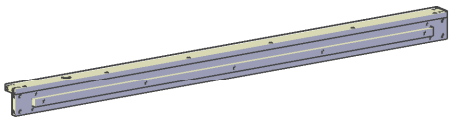	E	F 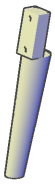
Side Rail (ii) (1 pc) Barrière latérale (ii) (1 pce)	Round Rod (2 pcs) Tige ronde (2 pces)	Leg (i)(2 pcs) JAMBE (i)(2 pces)
G 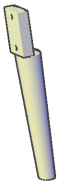	H 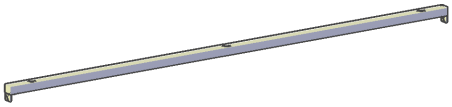	I
Leg (ii)(2 pcs) JAMBE (ii)(2 pces)	Slat Support (2 pcs) Support de lattes (2 pces)	Support Leg (6 pcs) Jambe de soutien (6 pces)
J 		
Slat (1 pcs) Latte (1 pces)		

MADE IN MALAYSIA /FABRIQUÉ EN MALAISIE

ASSEMBLY INSTRUCTIONS/NOTICE D'ASSEMBLAGE

DESCRIPTION : ELLIS CHAR QUEEN HEADBOARD/ELLIS GREY QUEEN HEADBOARD/
TÊTE DE LIT ELLIS GRAND ANTHRACITE /TÊTE DE LIT ELLIS GRAND GRISE

ITEM NO: WA 266 KB

IMPORTANT NOTES / NOTE IMPORTANTE:
.Place all wooden parts on a clean and smooth surface such as a rug or carpet to avoid scratching the parts.
/ Placer toutes les pièces en bois sur une surface propre et lisse, telle qu'un tapis ou une moquette, afin d'éviter de rayer les pièces.
.Kindly follow the assembly instructionsstep by step . / Suivre les instructions du montage étape par étape.
.Do not tighten all screws and bolts until the product is fully assembled./ Attendre que le produit soit complètement assemblé avant de serrer toutes les vis et tous les boulons.
.Keep all hardware parts out of reach of children./Garder toutes les pièces du matériel hors de portée des enfants.

HARDWARE LIST / LISTE DES OUTILS

1  (1/4" x 2")	2  (1/4" x 1(7/12)")	3 (1/4" x 1/2")
Bolt 1 (16 pcs) Boulon 1 (16 pces)	Bolt W 1 (2 pcs) Boulon W 1 (2 pces)	Barrel Nut (8 pcs) Écrou de baril (8 pces)
4  (2/5" x 1(7/12)")	5  (2/13" x 1")	6 (1/4" x 1(1/5)")
Wood Dowel (8 pcs) Cheville en bois (8 pces)	Csk Screw (6 pcs) Csk vis (6 pces)	Adjuster Feet (6 pcs) Pieds de réglage (6 pces)
7 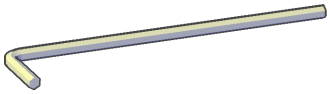 (M4)	8 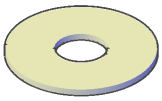 (1/4)	9 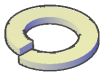 (1/4)
Allen Key (1 pcs) Clé hexagonale (1 pce)	Flat Washer (8 pcs) Rondelle plate (8 pces)	Spring Washer (8 pcs) Rondelle ressort (8 pces)

MADE IN MALAYSIA /FABRIQUÉ EN MALAISIE

ASSEMBLY INSTRUCTIONS/NOTICE D'ASSEMBLAGE

DESCRIPTION : ELLIS CHAR QUEEN HEADBOARD/ELLIS GREY QUEEN HEADBOARD/
TÊTE DE LIT ELLIS GRAND ANTHRACITE /TÊTE DE LIT ELLIS GRAND GRISE

ITEM NO: WA 266 KB

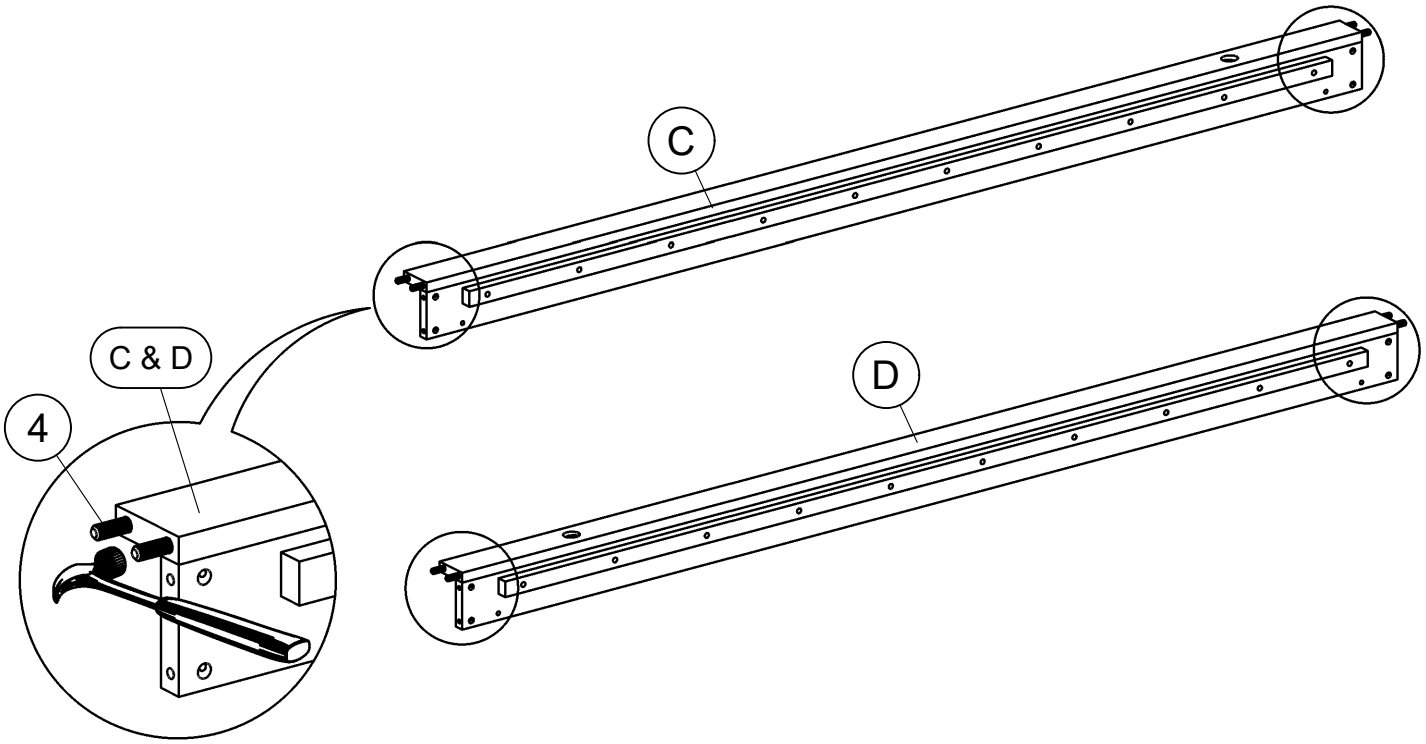

STEP 1 / ÉTAPE 1

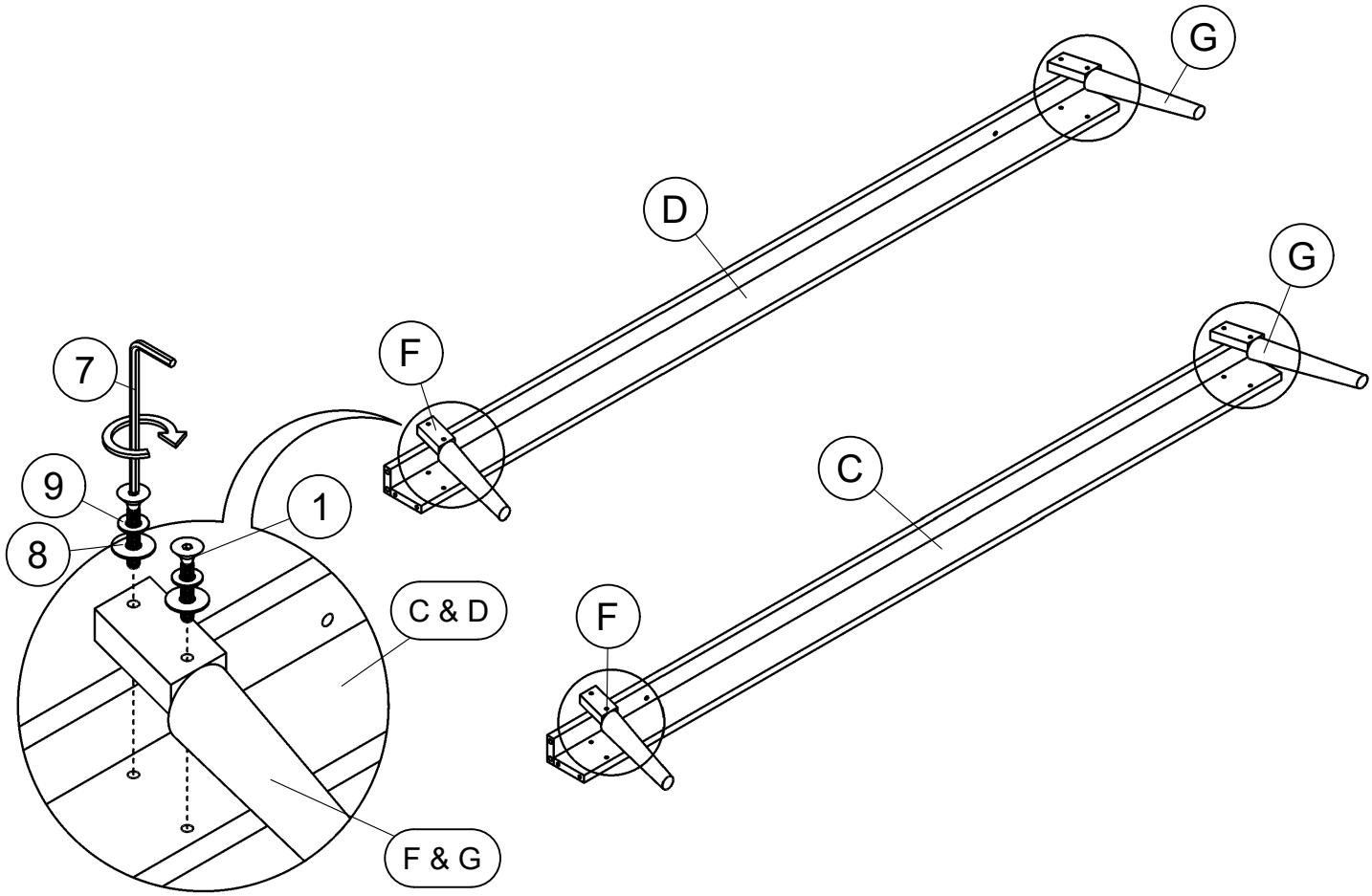

STEP 2 / ÉTAPE 2

MADE IN MALAYSIA /FABRIQUÉ EN MALAISIE

ASSEMBLY INSTRUCTIONS/NOTICE D'ASSEMBLAGE

DESCRIPTION : ELLIS CHAR QUEEN HEADBOARD/ELLIS GREY QUEEN HEADBOARD/
TÊTE DE LIT ELLIS GRAND ANTHRACITE /TÊTE DE LIT ELLIS GRAND GRISE

ITEM NO: WA 266 KB

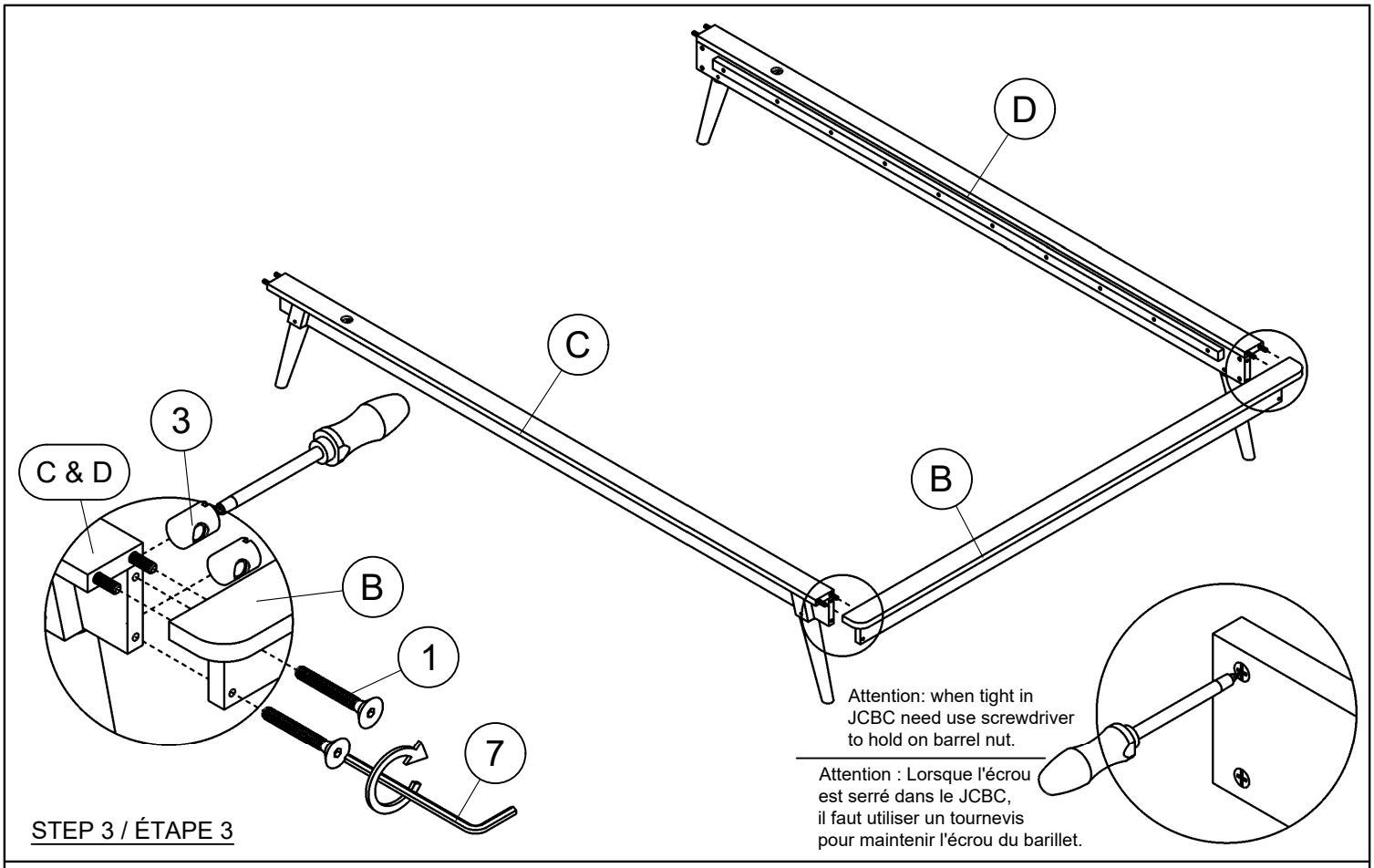

STEP 3 / ÉTAPE 3

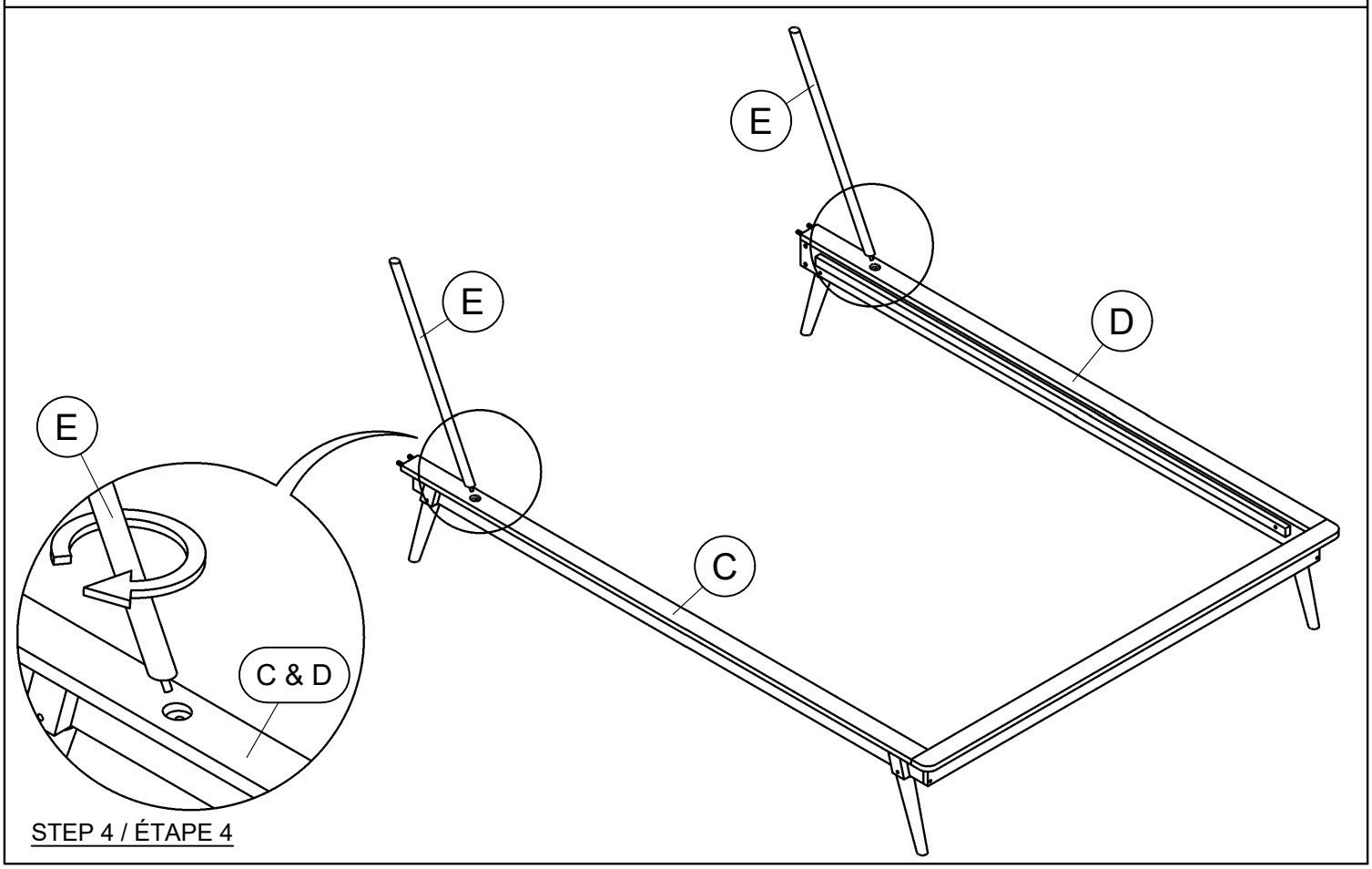

STEP 4 / ÉTAPE 4

MADE IN MALAYSIA /FABRIQUÉ EN MALAISIE

ASSEMBLY INSTRUCTIONS/NOTICE D'ASSEMBLAGE

DESCRIPTION : ELLIS CHAR QUEEN HEADBOARD/ELLIS GREY QUEEN HEADBOARD/
TÊTE DE LIT ELLIS GRAND ANTHRACITE /TÊTE DE LIT ELLIS GRAND GRISE

ITEM NO: WA 266 KB

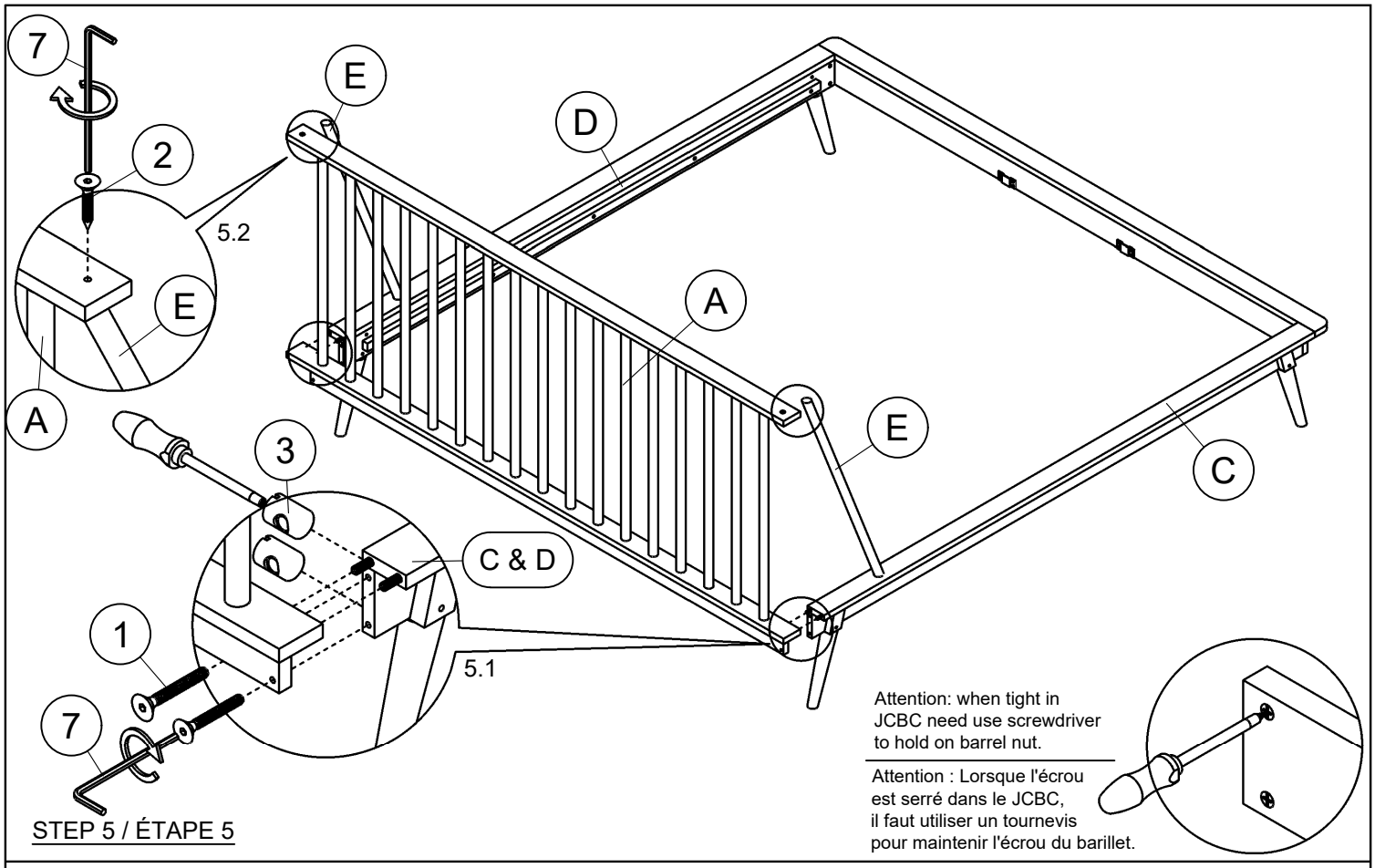

STEP 5 / ÉTAPE 5

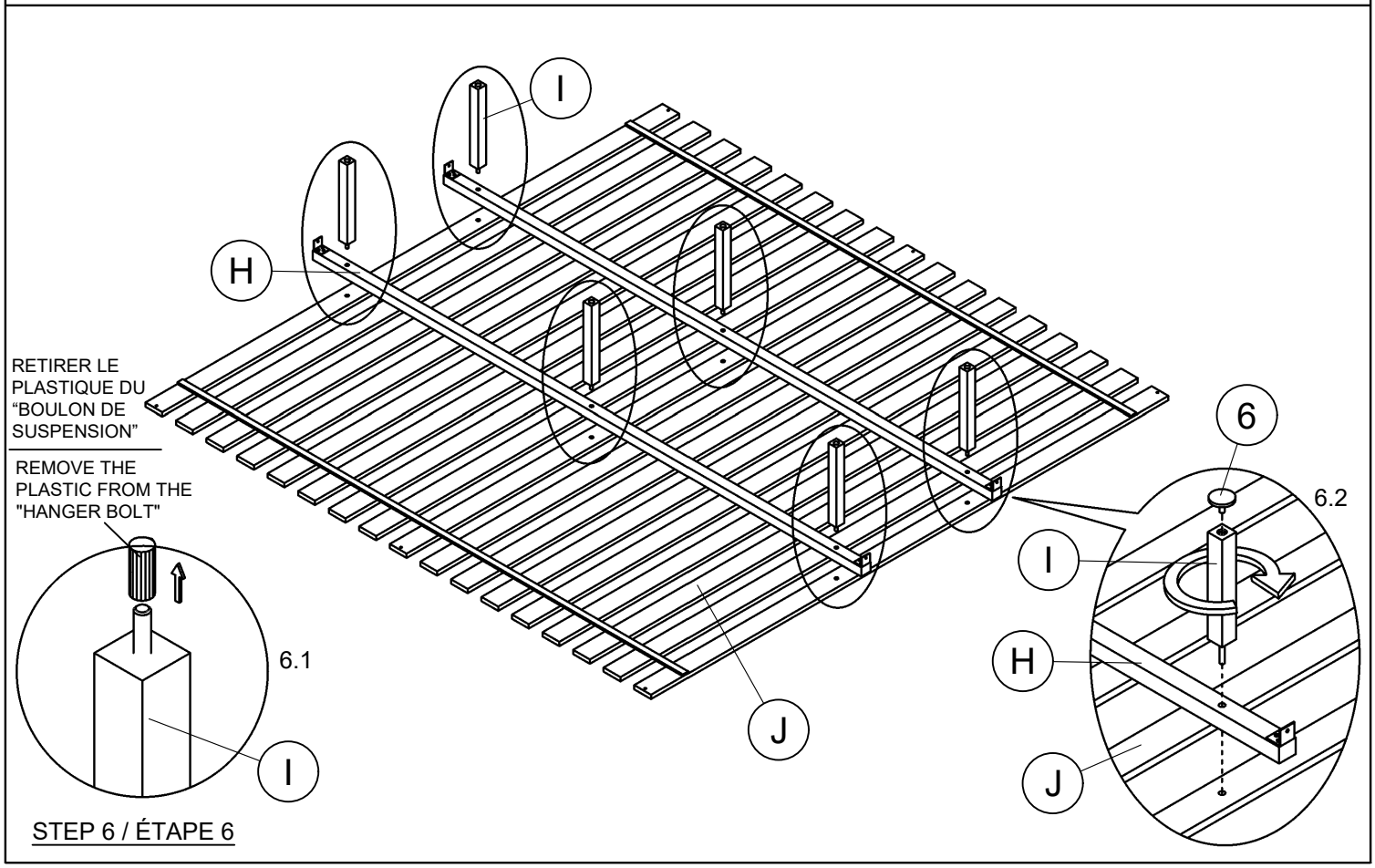

STEP 6 / ÉTAPE 6

MADE IN MALAYSIA /FABRIQUÉ EN MALAISIE

ASSEMBLY INSTRUCTIONS/NOTICE D'ASSEMBLAGE

DESCRIPTION : ELLIS CHAR QUEEN HEADBOARD/ELLIS GREY QUEEN HEADBOARD/
TÊTE DE LIT ELLIS GRAND ANTHRACITE /TÊTE DE LIT ELLIS GRAND GRISE

ITEM NO: WA 266 KB

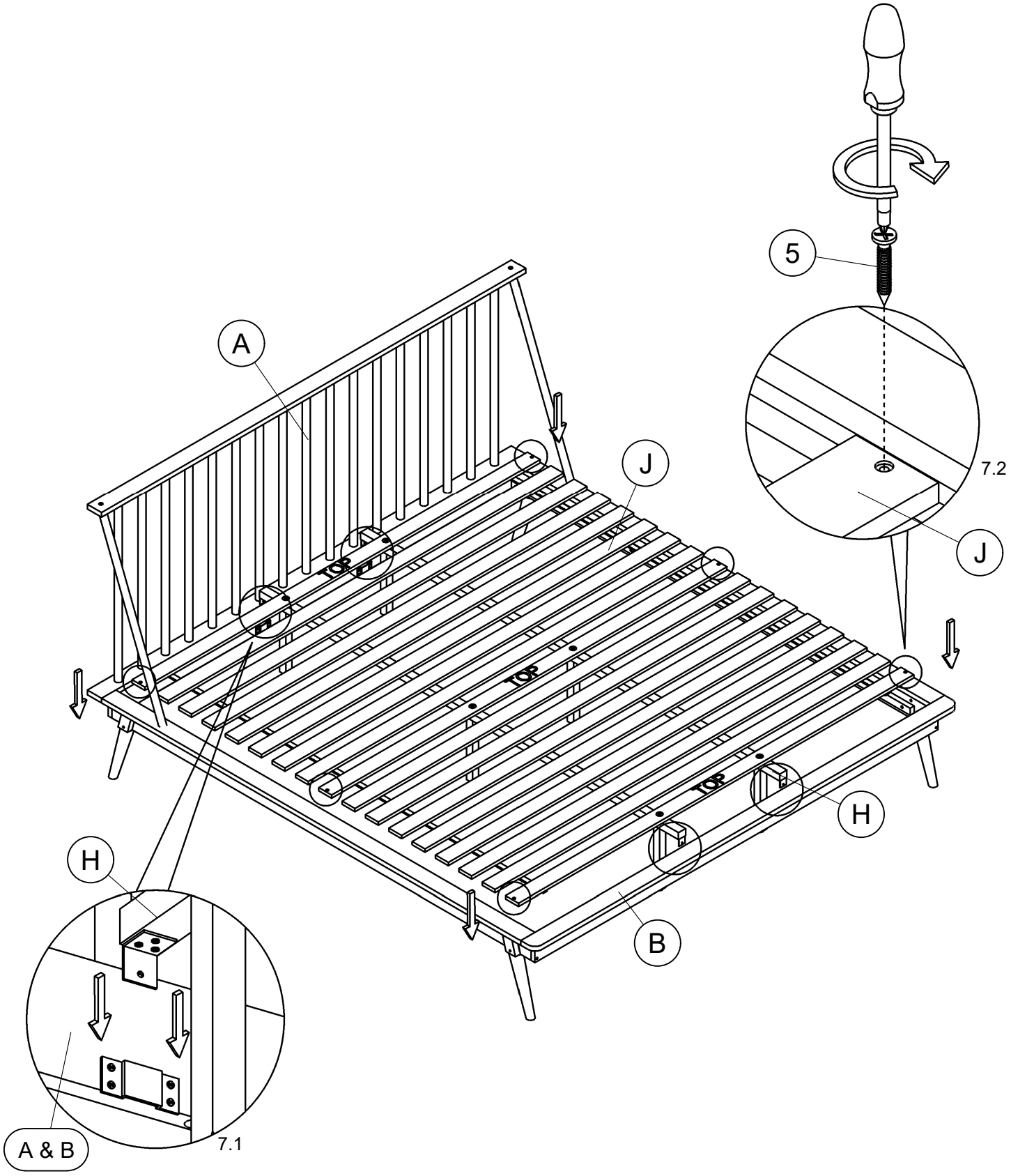

STEP 7 / ÉTAPE 7

MADE IN MALAYSIA /FABRIQUÉ EN MALAISIE