


INSTRUCTION

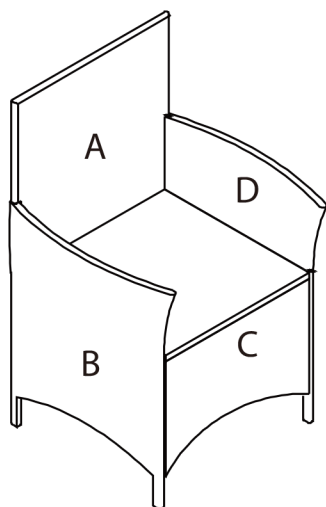
4-Piece

Rattan Patio Furniture Set



Parts

Check and make sure you get the components on the list, contact us for any missing



■ 2-Single Rattan Chair

A :Rattan Chair Back



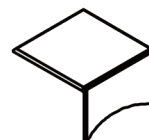
1 pcs

B :Rattan Chair Right Armrest



1 pcs

C :L SEAT



1 pcs

D :Rattan Chair Left Armrest



1 pcs

M6 Screw

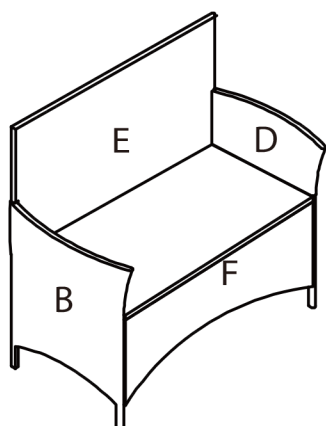


M6X30
11 pcs

Washer



11 pcs



■ 1-Double Rattan Chair

B :Rattan Chair Right Armrest



1 pcs

D :Rattan Chair Left Armrest



1 pcs

E :Rattan Chair Back



1 pcs

F :L SEAT



1 pcs

M6 Screw



M6X30
12 pcs

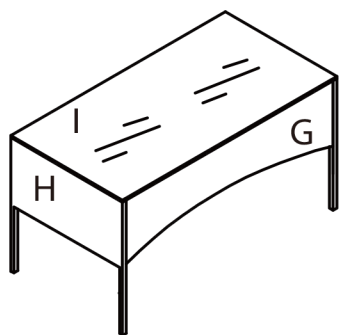
Washer



12 pcs

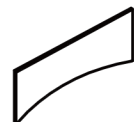
Parts

Check and make sure you get the components on the list, contact us for any missing



■ 1-Rattan Coffee Table

G :Front Behind Coffee Table Bezel



2 pcs

H :Left Right Coffee Table Bezel



2 pcs

I :Rattan Coffee Table Glass



1 pcs

M6 Screw



M6x30
8pcs

Washer



8 pcs

Install Tool



2 pcs



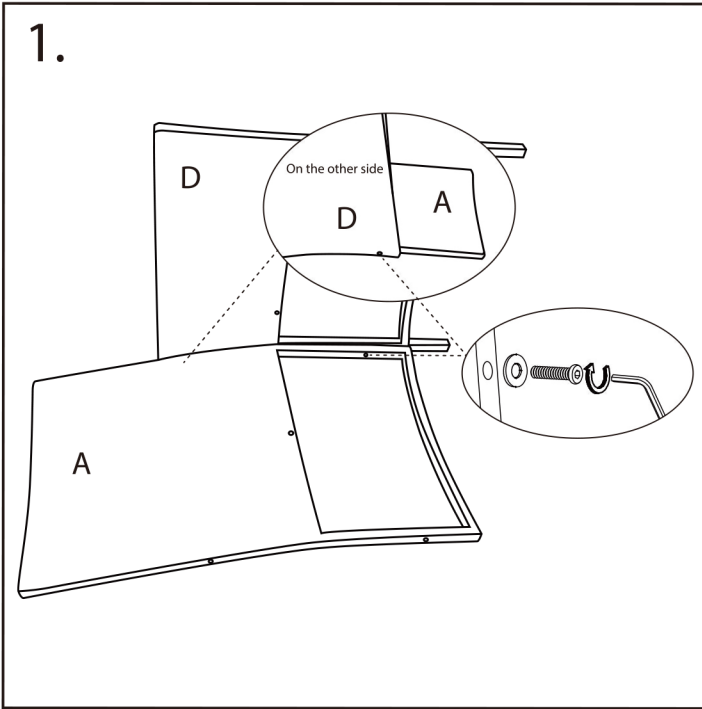
For successful installation, When installing, please do not tighten the screws once, when the screws are all installed, a unified tighten all the screws

Installation step

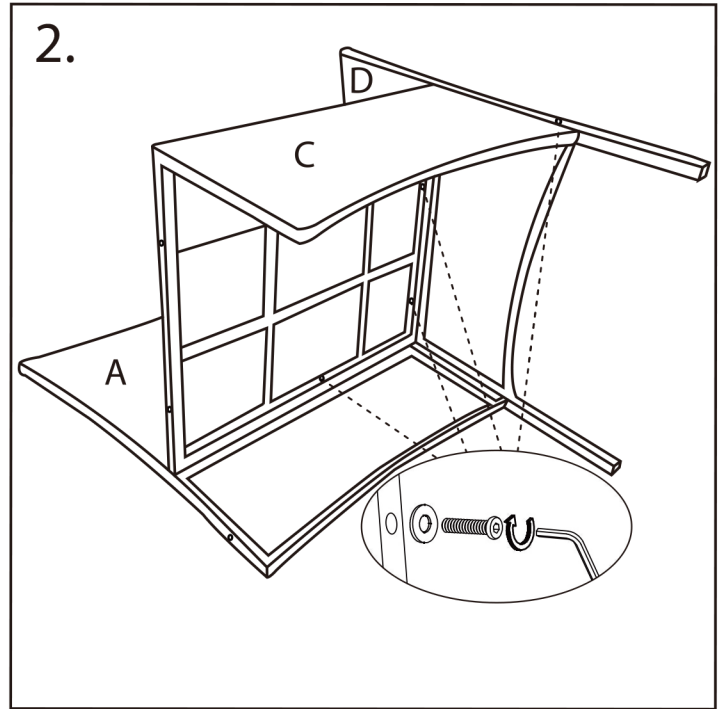
For successful installation, When installing, please do not tighten the screws once, when the screws are all installed, a unified tighten all the screws

■ Single Rattan Chair Installation step

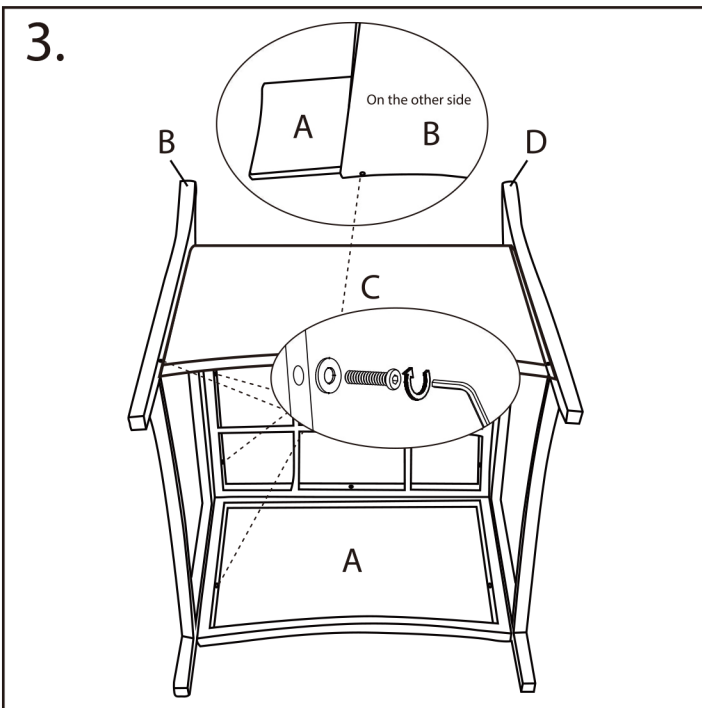
1.



2.



3.

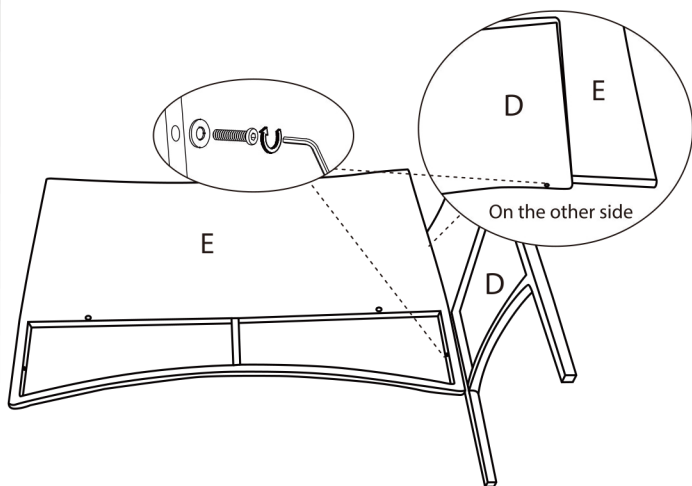


Installation step

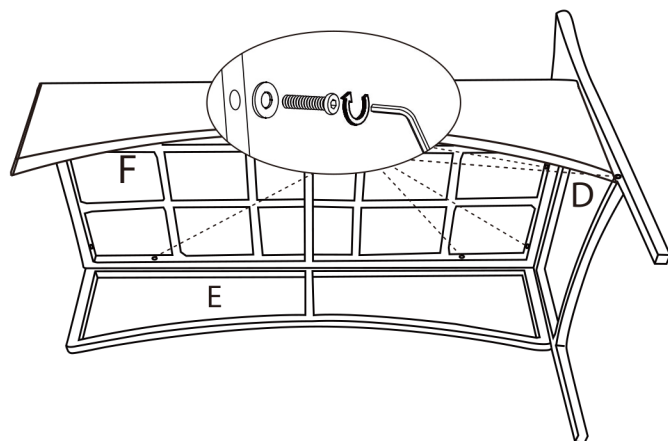
For successful installation, When installing, please do not tighten the screws once, when the screws are all installed, a unified tighten all the screws

■ Double Rattan Chair Installation step

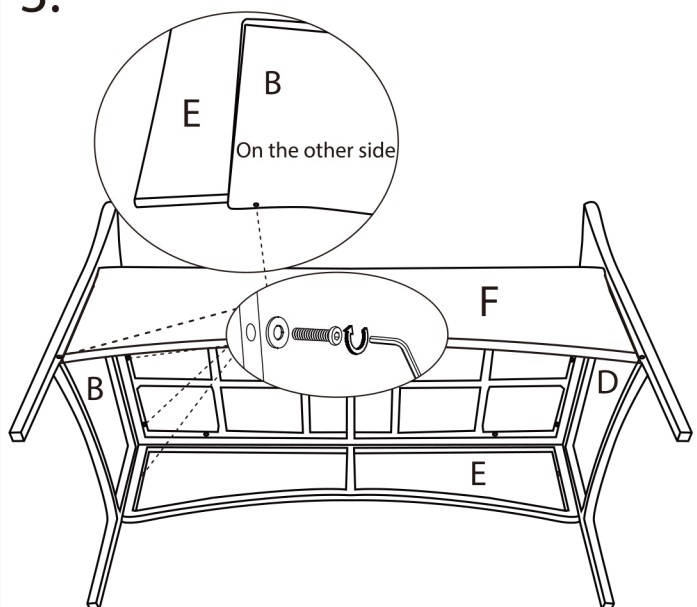
1.



2.




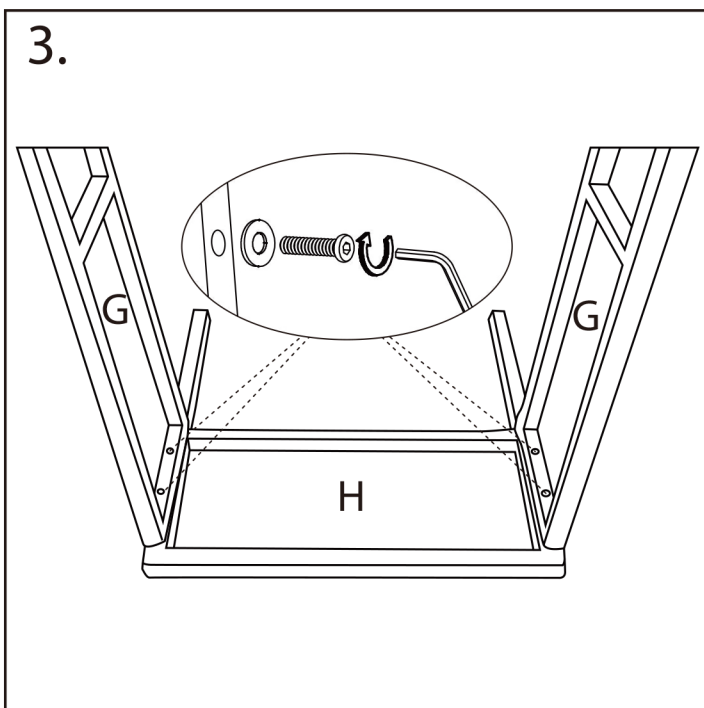
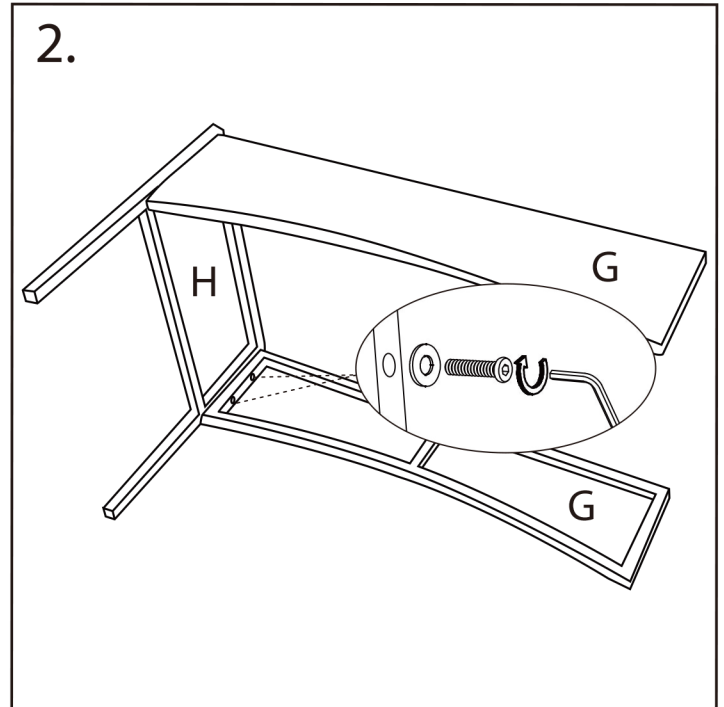
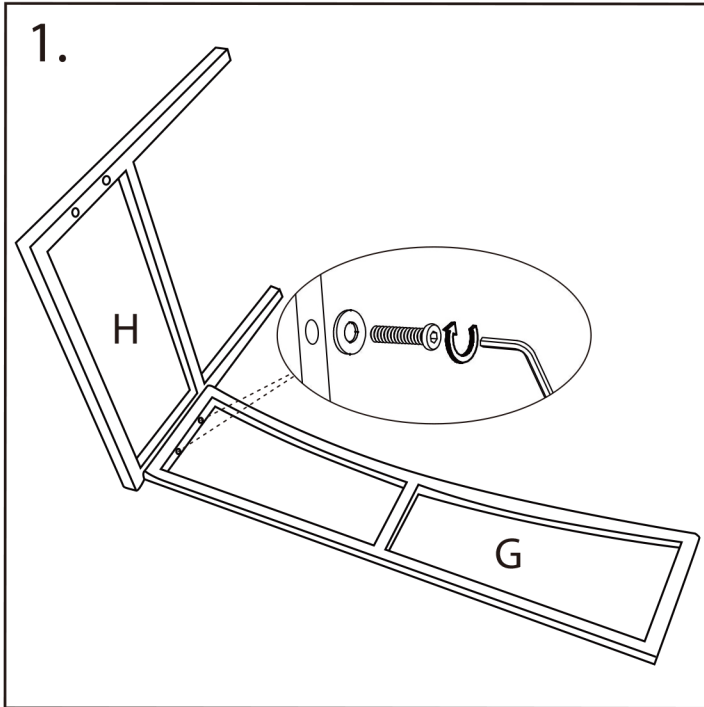
3.



Installation step

For successful installation, When installing, please do not tighten the screws once, when the screws are all installed, a unified tighten all the screws

■ Rattan Coffee Table Installation step



Dear Customers

Thanks for buying from us. Hope you are pleased with your purchase. Any problem or suggestion concerning our products and online service, please kindly contact us. We will reply you in 24 hours and try our best to be helpful. For any questions, please contact us freely.

Your shopping experience is very important to us. We would like to invite you to leave favourable review and feedback on our product and service. It may only take a few minutes, but it's the greatest way to help others make purchase like yours!

We are looking forward to provide you the best experience again!

Wish you a nice shopping!

Notice:

1. Please take out the sponge from the cushions before the washing
2. Please don't use the washing machine or brush, it will tear the fabric. Please do manual cleaning



Yours sincerely