



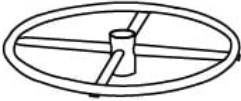

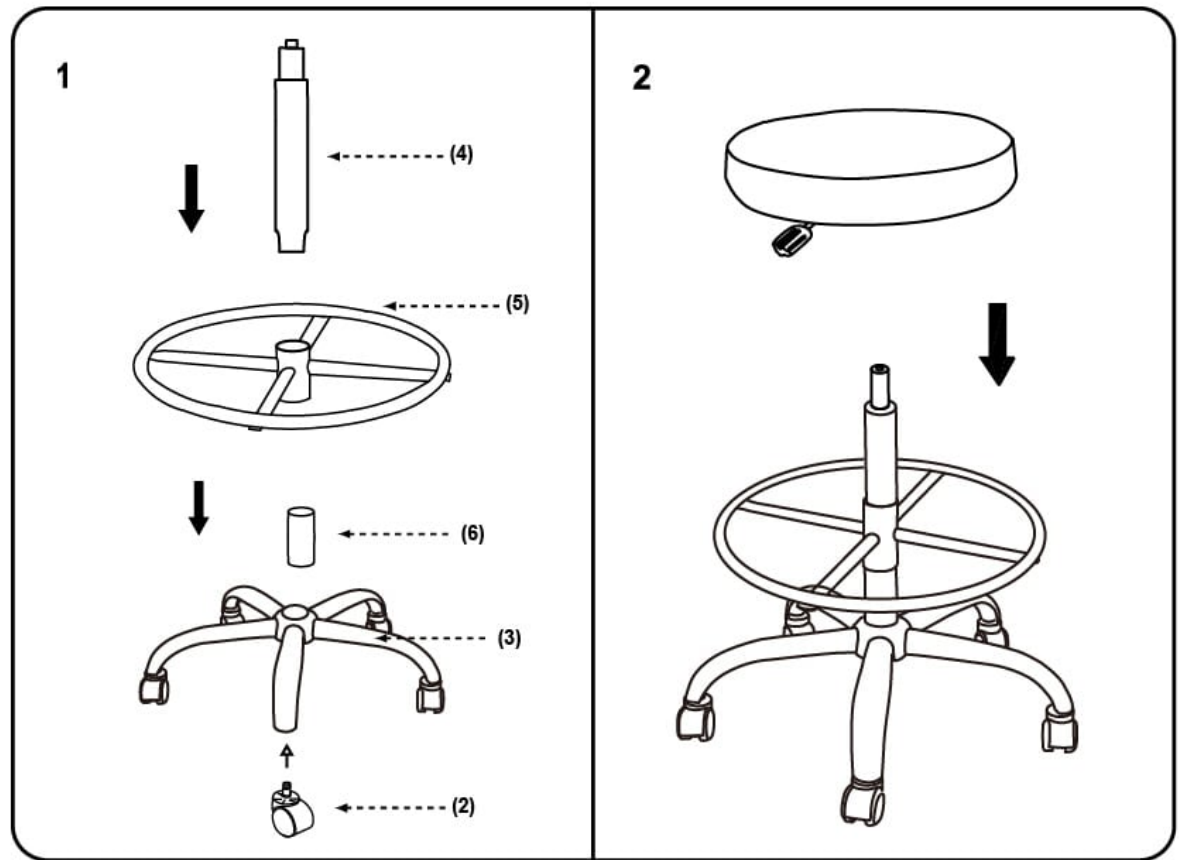


MODEL: 16240

(1)x1	(2)x5	(3)x1
		
Seat Cushion & mechanism	TU015 / Casters	TU005-240/5 / Base
(4)x1	(5)x1	(6)x1
		
TU026-240/5- Gas Lift	TU009	TU009-EXT



**Insert and loosely tighten all screws. When assembly is completed, fully tighten all screws before using. This chair is only intended for sitting. Any other use will void the warranty.**

