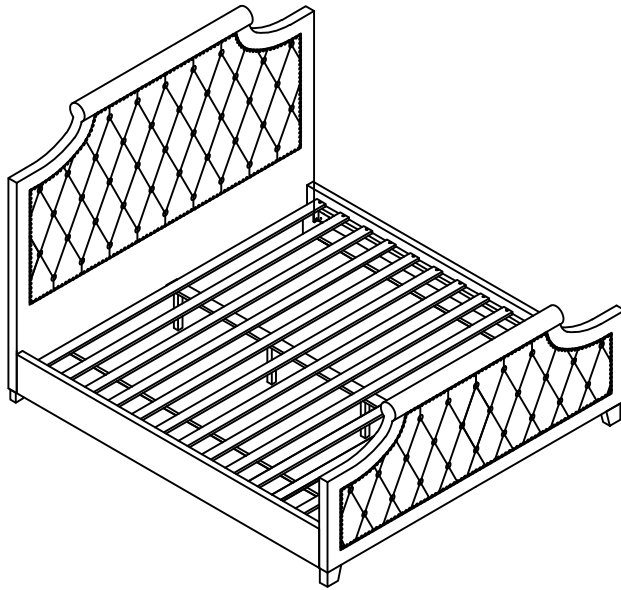
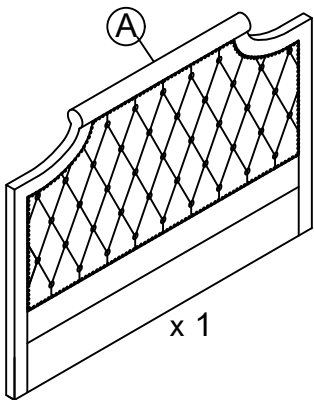


# ASSEMBLY INSTRUCTION

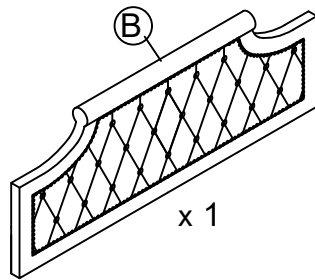


## PARTS LIST

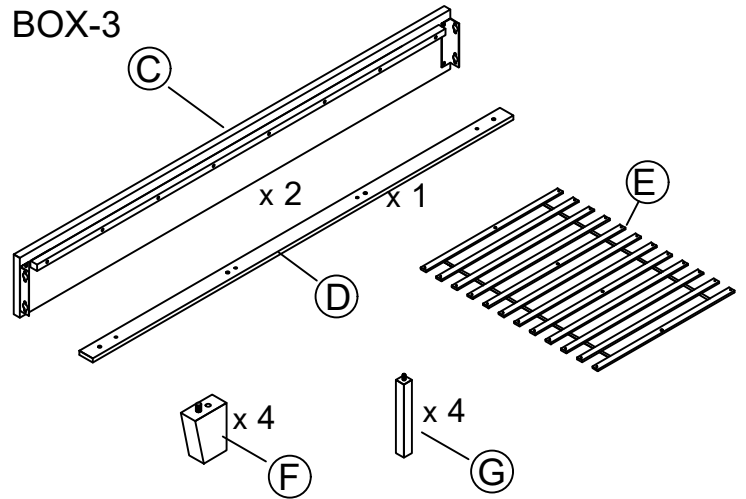
BOX-1



BOX-2



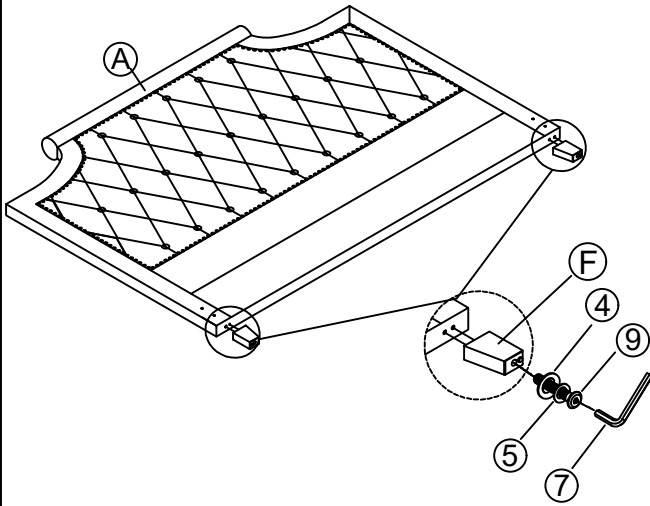
BOX-3



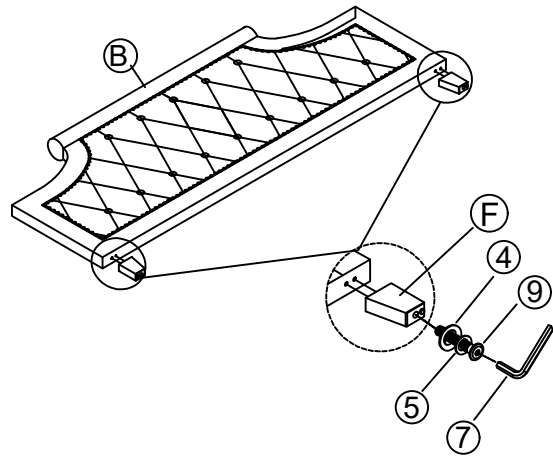
## HARDWARE LIST

<p>①  x 8</p> <p>Bolt 5/16" x 1-1/4"</p>	<p>②  x 4</p> <p>Bolt 1/4" x 1-1/8"</p>	<p>③  x 12</p> <p>Lock Washer <math>\phi</math>5/16"</p>
<p>④  x 12</p> <p>Flat Washer <math>\phi</math>5/16"</p>	<p>⑤  x 4</p> <p>Lock Washer <math>\phi</math>1/4"</p>	<p>⑥  x 4</p> <p>Flat Washer <math>\phi</math>1/4"</p>
<p>⑦  x 1</p> <p>Allen Wrench M4</p>	<p>⑧  x 24</p> <p>Screw #4 x 1-1/4"</p>	<p>⑨  x 4</p> <p>Bolt 5/16" x 2-3/4"</p>

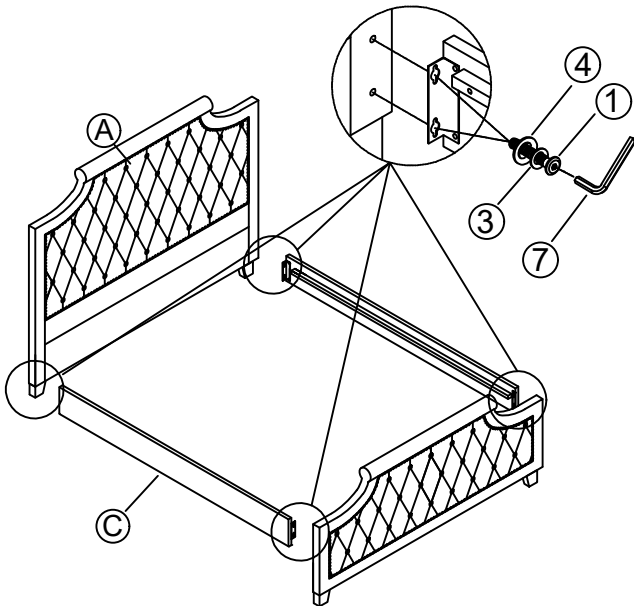
STEP 1



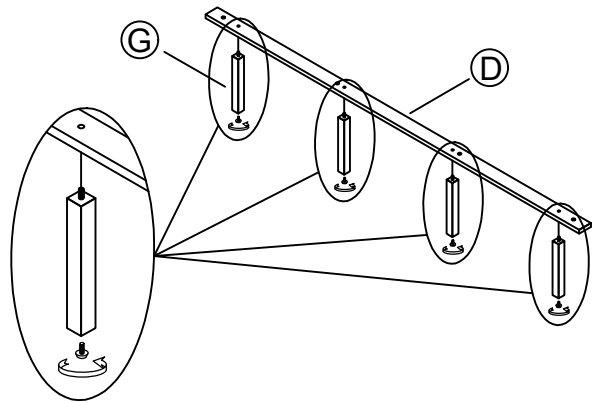
STEP 2



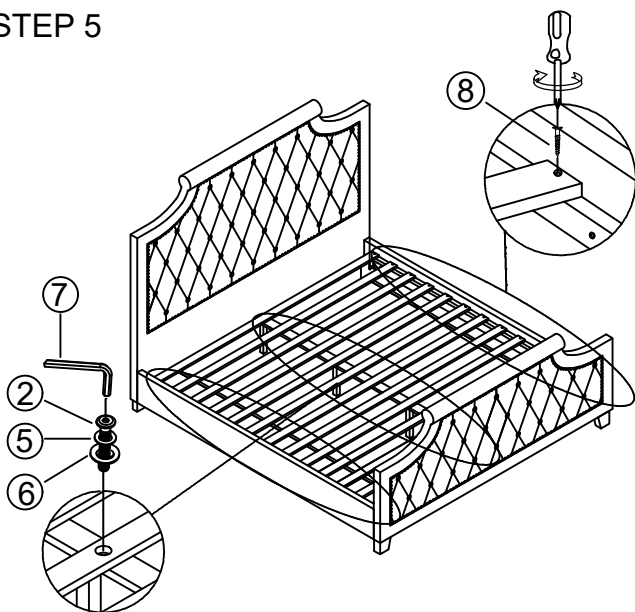
STEP 3



STEP 4



STEP 5



STEP 6

