








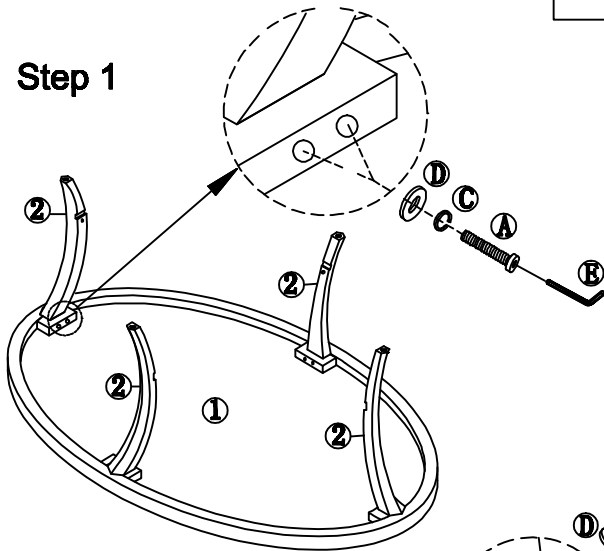


ASSEMBLY INSTRUCTION

NO.	PART	Q' TY
1	 TOP	1PC
2	 LEG	4PCS
3	 SHELF	1PC

NO.	HARDWARE	Q' TY
A	 $\phi 1/4"$ *1-1/2"	8PCS
B	 $\phi 1/4"$ *5/8"	8PCS
C	 $\phi 1/4"$ *11mm	16PCS
D	 $\phi 1/4"$ *16mm	16PCS
E	 $\phi 1/4"$	1PC
F	 1"*1"*3/4"*2mm	4PCS

Step 1



Step 2

