


JIM bell, cone and cylinder, Design by Patrick Norguet

Model JIM cone

Immediate function, uncomplicated style, durable materials, modular at will. Inspired by the abat-jours of the ateliers of the early 1900s, JIM is a system of suspension lamps with distinctive shapes and a versatile composition that suits any interiors and living environment. JIM's versatility is further enhanced by the colour range: the two finishes for the shades can be combined with the two different suspension hook hues as desired.



JIM cone	Light source	Outside diffuser: Metal	Inside diffuser: Metal	Hook : Methacrylate	Code
	Medium Base E26 LED 1x max 25 W 120 V Bulb not included	Matte Black – 9005	Matte White – 9010	Grey	16922 2800U
		Matte Black – 9005	Matte White – 9010	Honey	16922 6600U
		Matte Champagne	Matte White – 9010	Grey	16922 2700U
		Matte Champagne	Matte White – 9010	Honey	16922 6500U

Net weight: 2.20 lbs

Parcels: 2



IP20

Energy Saving

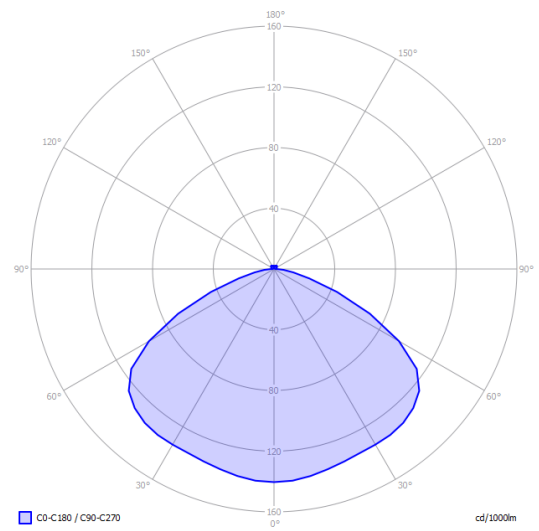
Dim

Cluster suspension lamps must be installed on a *canopy*: find out more on lodes.com/en/canopies


JIM cone

Photometric data

Medium Base
E26 LED
1x max 25 W
120 V



Options of JIM bell, cone and cylinder



JIM bell

JIM cylinder

JIM dome