



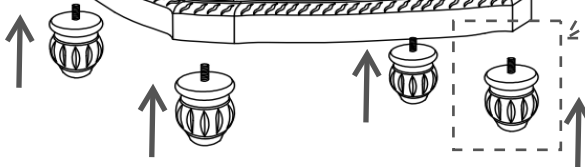
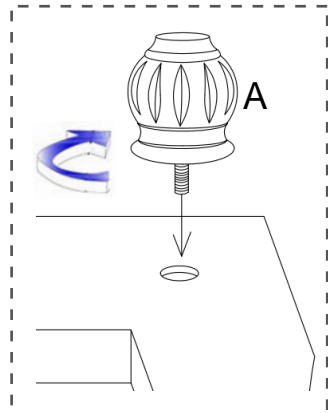

ASSEMBLY INSTRUCTIONS

VF-1010/VF-1003/VF-1009



Parts List

PART#	DESCRIPTION	PARTS	QTY
A	Feet		4pcs



Twist the legs into the reserved screw hole one the bottom