


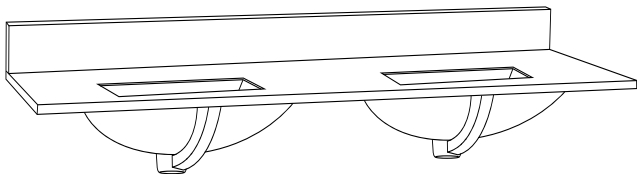
# BATHROOM VANITY SET

Colors/Finishes: White, Navy Blue, Titanium Grey  
Nominal Dimension:60W\*22D\*35H inches



## Contents

60"Vanity.....PAGE2  
60"Vanity Top.....PAGE3  
Vanity Installation.....PAGE4



## VANITY FEATURES:

- 1.Material: Solid popular wood frame, high-quality veneer plywood.
- 2.Doors: 4 soft-close doors, Austria BLUM Soft-close hinges system.
- 3.Drawers: 4 soft-close drawers, DTC concealed soft-close sliders.
- 4.Hardware: Metal alloy with decorative porcelain
- 5.Installation Type: Freestanding
- 6.Built-in Adjusters: Adjustable height levelers
- 7.Vanity Top: High-quality quartz/marble with single undermount sink
- 8.Assemble required: No
- 9.Vanity top Included: Yes
- 10.Mirror Included: Optional
- 11.Medicine Cabinet Included: Optional

## VANITY TOP FEATURES:

- 1.Material: Highly resilient, nonporous, scratch-and stain-resistant quartz,or natural Italian Carrera white marble.
- 2.Top Color: Carrera white
- 3.Sink: 2\*20"undermount rectangle sink
- 4.Faucet Holes: Top pre-drilled for 8"widspread faucet holes
- 5.Sink Certified: CUPC certified
- 6.Backsplash: 4"backsplash included
- 7.Faucet Included: No
- 8.Nominal Dimension(W\*D\*H): 60W\*22D\*0.79H inches

**Front View:** Shows the front of the island with a width of 1480(58.3") and a height of 872(34.3"). The island features a central cabinet with two doors and two drawers, flanked by two side cabinets with two doors each. The material is labeled as Solid wood.

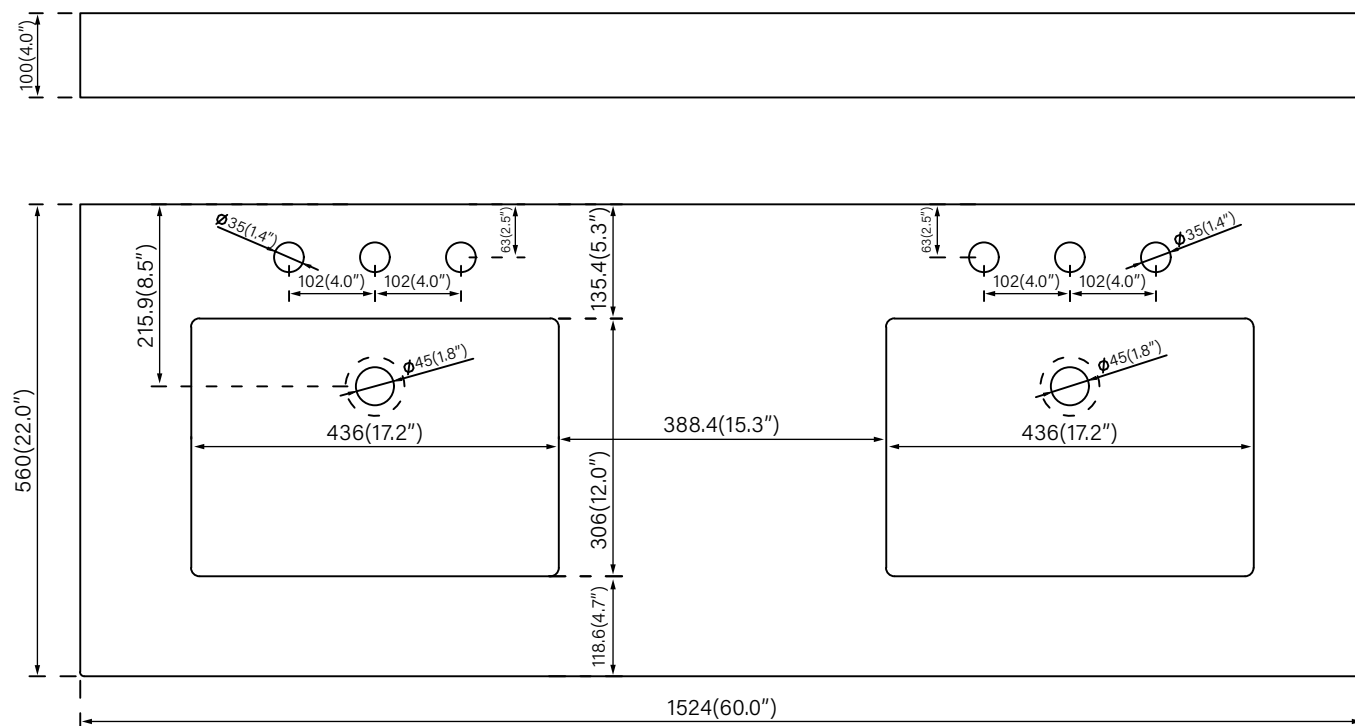
**Back View:** Shows the back of the island with a width of 1480(58.3") and a height of 872(34.3"). The back panel is labeled as Plywood. The island has a central cabinet with two doors and two drawers, flanked by two side cabinets with two doors each.

**Side View:** Shows the side of the island with a width of 560(22.0") and a height of 872(34.3"). The island features a central cabinet with two doors and two drawers, flanked by two side cabinets with two doors each. The material is labeled as Plywood.

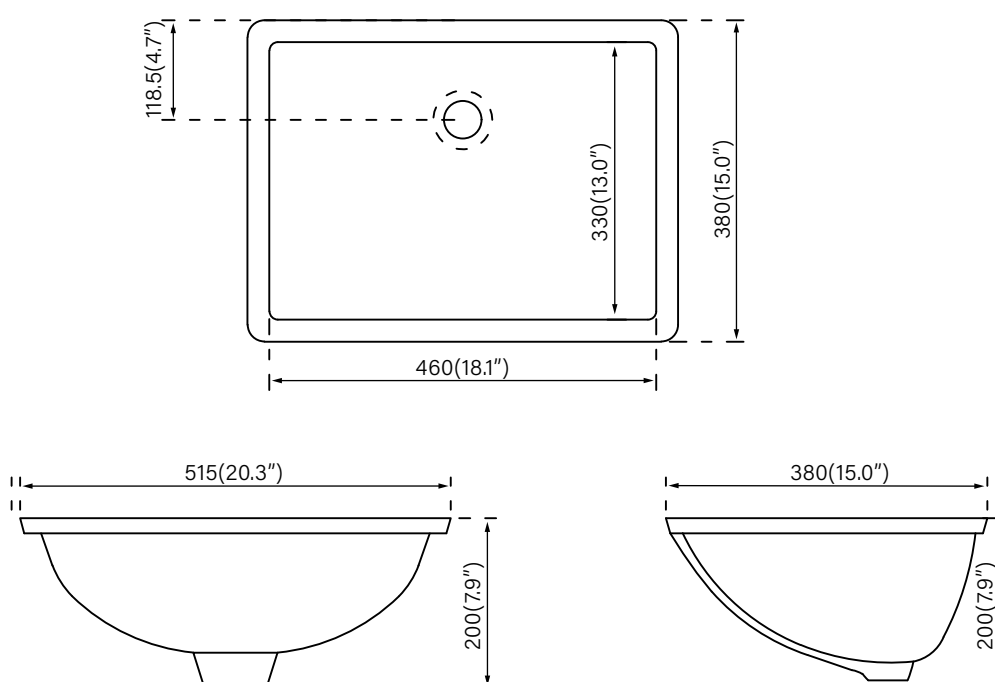
**Top View:** Shows the top of the island with a width of 1404(55.3") and a height of 560(22.0"). The island features a central cabinet with two doors and two drawers, flanked by two side cabinets with two doors each. The material is labeled as Solid wood.

***With rectangular undermount sink***

## VanityTop




## Undermount Sink



# Vanity Installation

## SUGGESTED TOOLS AND MATERIALS:



Sealant



Tape Measure

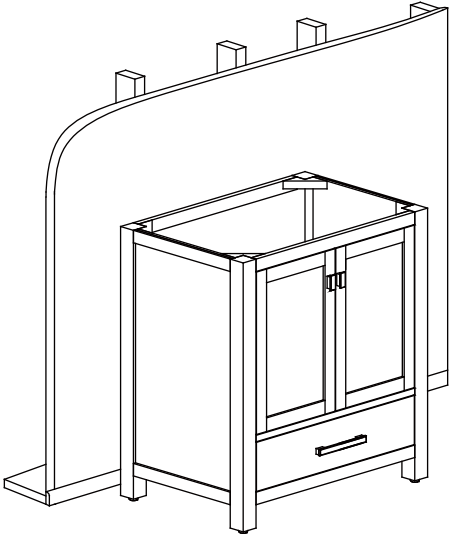


Safety Glasses

## INSTALLATION INSTRUCTLONS

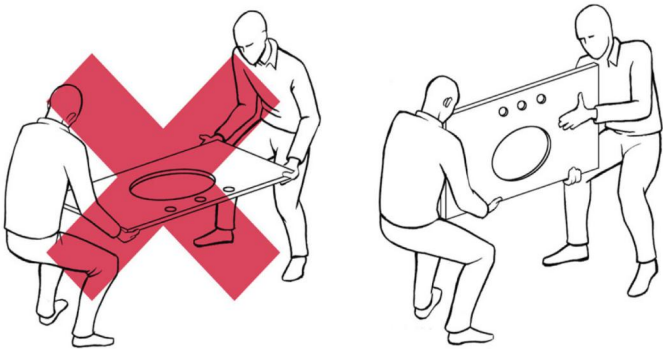
We recommend consulting a professional if you are unfamiliar with installing bathroom fixtures and plumbing .We accept no liability for any damage to the floor,plumbing,vanity cabinet,sink, counter top,or personal injury during installation.

1



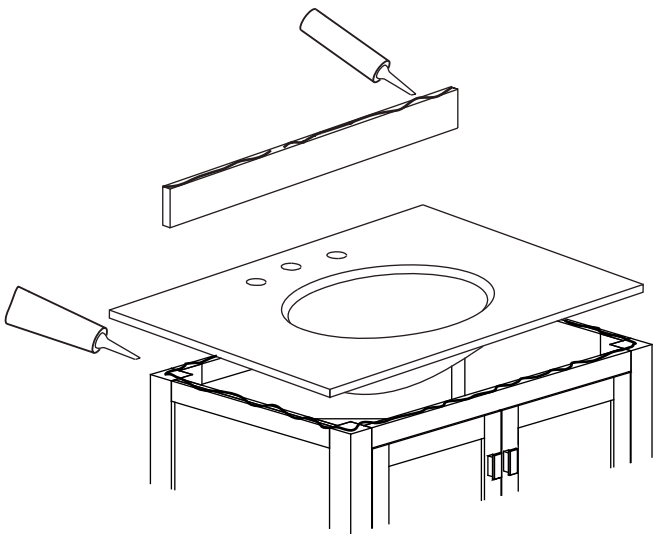
Remove vanity from box and examine vanity for any defects or damage.Carefully place vanity against wall.

2



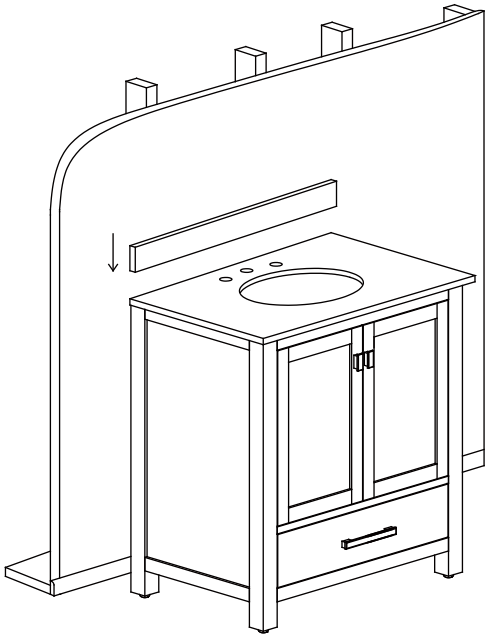
Always use a two man crew,a single person crew is much more likely to break or chip the stone top.

3



Apply bead of quality sealant evenly along the bottom of backsplash and the top of the vanity.

4



Finally,place the bottom side of back splash with sealant onto the counter top and check alignment of back splash.