

HAPPINESS HAPPINESS INSTALLATION



CAUTION

Parts are placed at the bottom of the product.

- If you have any questions with the product, please contact us by:
- **Email: customerservice@zoy-living.com**
(we will reply to you within 24 hours)

Assembly Instructions

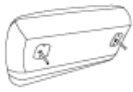
RR5211BY53D

Your recliner comes packaged in **One** boxes. Carefully remove all of components from the packaging and set aside for assembly.

CAUTION
DO NOT use any sharp objects to open plastic wrapped components as this may result damage to product or components .

Package Contents

A*1



part A left armrest*1

B*1



part B right armrest*1

C*1



part C seat *1

D*1



part D seat*1

E*1



part E seat*1

F*1



part F backrest*1

G*1



part G backrest*1

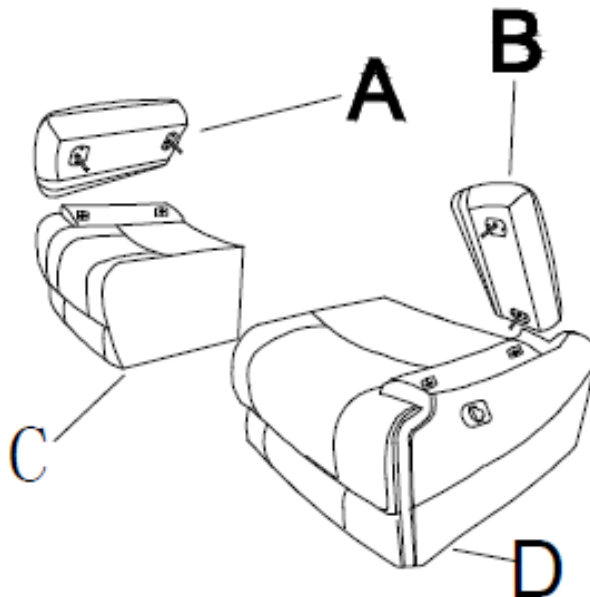
H*1



part H backrest*1

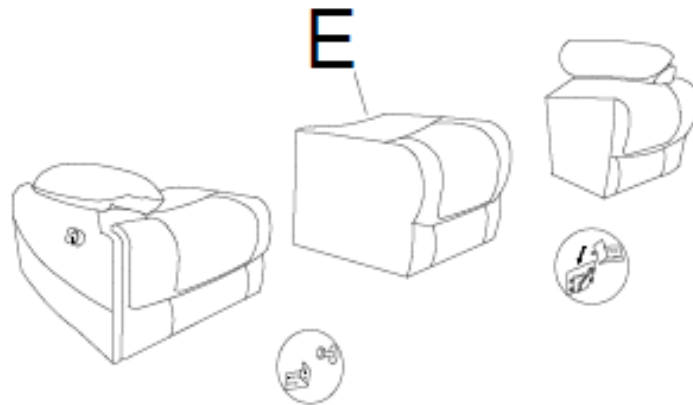
STEP 1:

Attach the **Left and Right Armrest(AB)** to the **Seat(CD)** by means of the metal slider. Please not sit on the armrests for the user's safety.



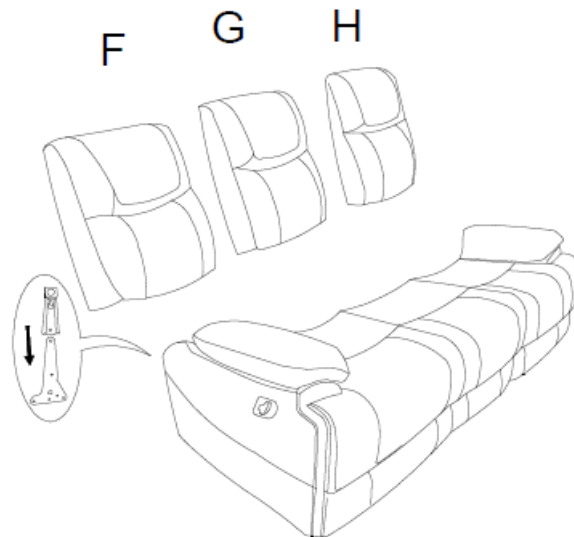
STEP 2:

Connect the three parts of the seat through the slots at the bottom.

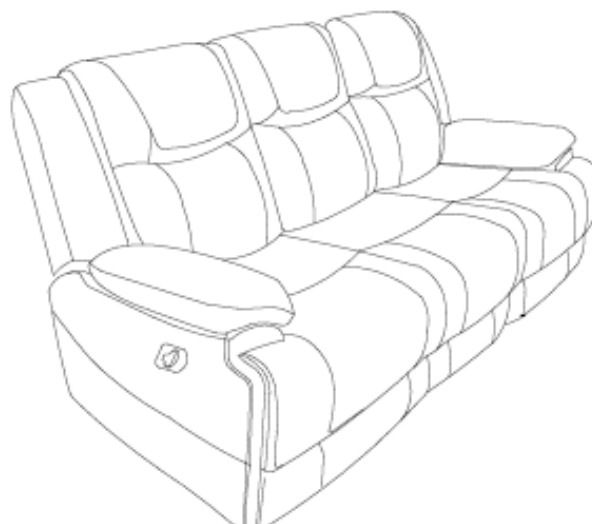


STEP 3:

Attach the Backrests(FGH) to the seat by means of the slots. Ensure the backrest is fully inserted to the bottom along the metal slot to avoid tilting or moving.



Installation complete



Warnings

1. Please check if the components of the chair are all included and can be used normally.
2. Assemble all components according to the instruction correctly before you connect the chair to the power.
3. Please DO NOT sit on the armrests or footrest to eliminate the risk of tipping over.
4. If the chair is damaged or doesn't match the website description, please send clear pictures of the product and label of the carton to our service team for further help.
5. If the recliner doesn't work, you may try the following measures for self-checking firstly:
 - a) Check if all the cables are connected;
 - b) Check if the light of transformer is on.

If the chair still doesn't work, please feed the information back to our customer service in time and we'll help you solve the matter as soon as possible.

6. If you have any questions with the product, please contact us by:

Email: customerservice@zoy-living.com (we will reply to you within 24 hours)

