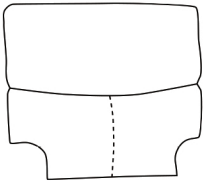
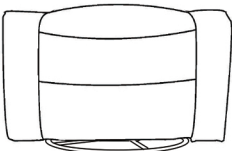


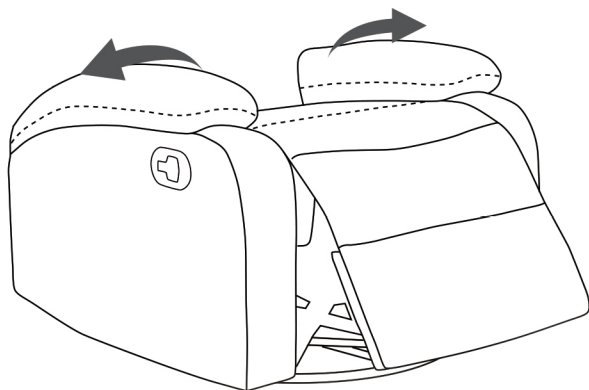


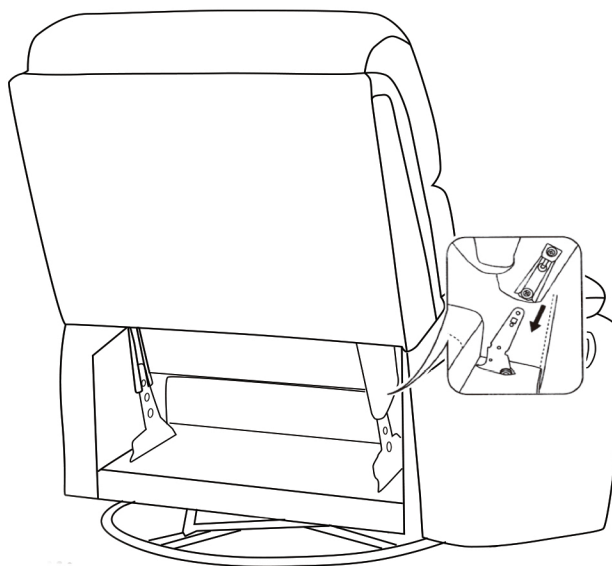
# RECLINER CHAIR ASSEMBLY INSTRUCTIONS

<b>A</b> 	<b>B</b> 	<b>C</b>  Please have a look in the frame of the chair base	<b>D</b> 
Backrest	Base	Armrests	Phone Holder

Step 1: Connect one side of the armrest to the base through the zipper, and then paste and fix it to the base through Velcro.



Step 2: Make sure to align and push the top part in until you hear the "click".



Step 3: Tighten the screw of the phone holder, fix it on the base.

