



INSTRUCTIONS D'ASSEMBLAGE
ASSEMBLY INSTRUCTIONS

MONARCH
SPECIALTIES INC.

I 3290-1

ETAGERE -
60"H / BLANC LUSTRE AVEC VERRE TREMPE

BOOKCASE -
60"H / GLOSSY WHITE WITH TEMPERED GLASS

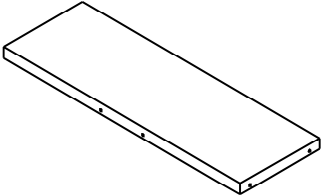
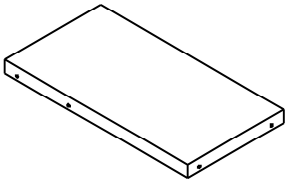
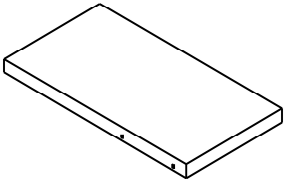




**POUR DE L'ASSISTANCE OU POUR COMMANDER
DES PIÈCES CONTACTEZ NOTRE DÉPARTEMENT
DE SERVICE À LA CLIENTÈLE.**


**FOR ASSISTANCE OR TO ORDER PARTS
CONTACT OUR CUSTOMER SERVICE DEPARTMENT**

WWW.MONARCHSERVICE.COM



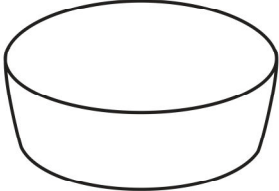
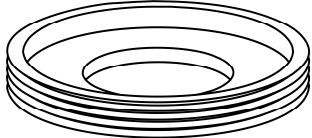
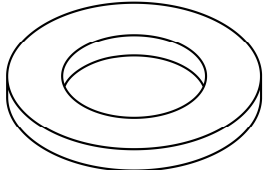
LISTE DES PIÈCES
PARTS LIST

PIÈCE / PART #	IMAGE	DESCRIPTION	QTY / QTÉ
1		TOP PANEL PANNEAU DE SURFACE	2
2		SHELF PANEL PANNEAU DE TABLETTE	2
3		SHELF PANEL PANNEAU DE TABLETTE	1
4		GLASS PANEL (LEFT) PANNEAU EN VERRE (GAUCHE)	1
5		GLASS PANEL (RIGHT) PANNEAU EN VERRE (DROIT)	1

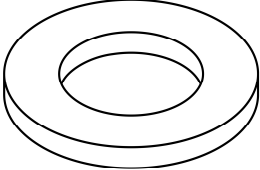
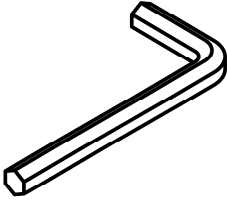

LISTE DES PIÈCES
PARTS LIST

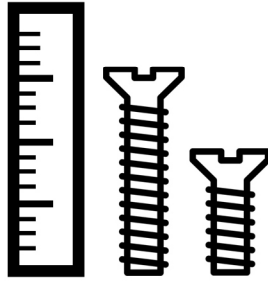
PIÈCE / PART #	IMAGE	DESCRIPTION	QTY / QTÉ
6		BACK PANEL PANNEAU ARRIÈRE	1

LISTE DES PIÈCES DE MONTAGE
HARDWARE LIST

PIÈCE / PART #	IMAGE	DESCRIPTION	QTY / QTÉ
A		ASSEMBLING BOLT - Ø3/8" X 1" BOULON D'ASSEMBLAGE - Ø3/8" X 1"	10
B		ASSEMBLING BOLT - Ø3/8" X 1 5/8" BOULON D'ASSEMBLAGE - Ø3/8" X 1 5/8"	14
C		CAP - Ø3/4" CAPUCHON - Ø3/4"	14
D		METAL WASHER - Ø5/8" RONDELLE DE MÉTAL - Ø5/8"	14
E		PLASTIC WASHER - Ø3/4" RONDELLE DE PLASTIQUE - Ø3/4"	14

LISTE DES PIÈCES DE MONTAGE
HARDWARE LIST

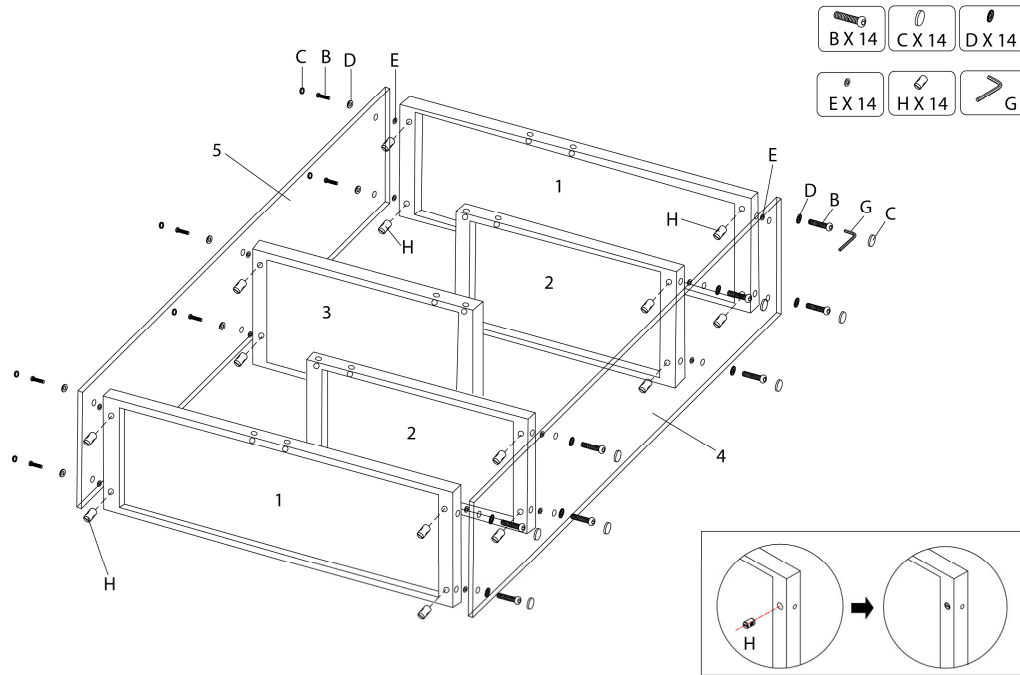
PIÈCE / PART #	IMAGE	DESCRIPTION	QTY / QTÉ
F		<p>METAL WASHER - Ø3/4"</p> <p>RONDELLE DE MÉTAL - Ø3/4"</p>	10
G		<p>HEX KEY</p> <p>CLÉ HEXAGONALE</p>	1
H		<p>BARREL NUT - Ø3/8" X 5/8"</p> <p>ÉCROU DE CANON - Ø3/8" X 5/8"</p>	14



OUTIL DE VÉRIFICATION DE DIMENSIONS DES PIÈCES
HARDWARE DIMENSIONS VERIFICATION TOOL



ÉTAPE / STEP 1



ÉTAPE / STEP 2

