


The Original Spinner



6^{1/2} QUART ALUMINUM STOVETOP POPPER

MODEL: 6250 ALUMINUM STOVE TOP POPPER 83-DT5676

RED STOVE TOP POPPER 83-DT6126

BLACK STOVE TOP POPPER 83-DT6127

ASSEMBLY & INSTRUCTIONS



SPINNER STOVETOP POPPER

IMPORTANT SAFETY & STORAGE TIPS

CAUTION! Be sure to follow all safety Do's and Don'ts carefully to avoid personal injury or damage to property. **NEVER LEAVE THE POPPER UNATTENDED WHEN IN USE! KEEP OUT OF REACH OF CHILDREN! SAVE THESE INSTRUCTIONS.**

Do...

- Follow all warnings, instructions and recommendations
- Check to be sure that the handle is securely fastened to the popper before popping
- Check that the lid is securely fastened to the kettle before popping
- Always use caution when the popper is hot
- Wash your popper in mild soapy water thoroughly before the first use and make sure popper is **THOROUGHLY DRY**
- Close lid before popping; Remove from heat when popping slows or stops
- For household use only, do not use this popper for anything other than its intended use

Don't...

- Don't put face or hands near popper lid when freshly popped to avoid steam burns
- Don't put in microwave or oven
- Don't put in dishwasher; to ensure your popper's long life, wash by hand
- Don't pop in a dry popper (without oil); do not use butter or olive oil spray or vegetable spray to pop popcorn; do not shake popper
- Don't set hot popper on plastic, glass or place on or near flammable materials
- Don't let children use the popper and always watch children while the popper is hot
- Don't use the popper when water is in kettle because water will cause oil to pop and potentially injure you or others
- Don't use sugar or cheese as these may stick, burn or explode when hot
- Don't leave popper unsupervised when popping or hot
- Don't allow children to operate popper
- Don't set an empty popper on a heated range or heat source as this can damage your popper
- Don't **EVER** use water to attempt to put out an oil fire; use a fire extinguisher or baking soda instead

Storing Your Spinner Stovetop Popper

1. You do not have to wash your Spinner after each use, simply wipe with a clean paper towel to keep your popper seasoned and ready for use the next time you get a craving for awesome popcorn.
2. Make sure to thoroughly wipe your popper and avoid storing near or on burners, as heating the pan without oil can damage or pit your product.

SPINNER STOVETOP POPPER ASSEMBLY

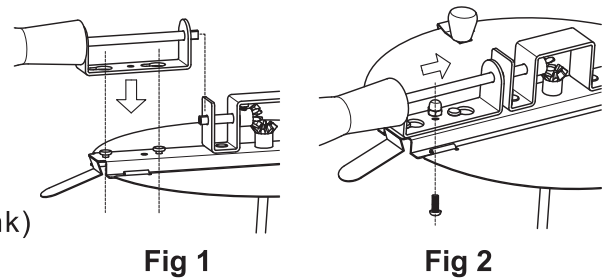
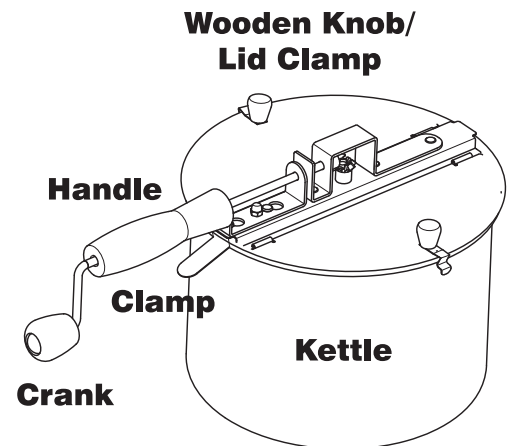
Assembling Your Spinner

The top of your popper is fully assembled and simply needs to be secured to the top of the kettle before use.

Once all parts of your new popper have been washed and completely dried, follow these instructions to assemble before popping:

The top of your popper is simply needs to assemble the handle on it and these assembled part to be secured to the top of the kettle before use. Once all parts of your new popper have been washed and completely dried, follow these instructions to assemble before popping:

1. Affix the handle to the kettle of your popper by seating the bottom of the handle over the two raised hooks on the top of the popper (Fig 1).
2. Slide the handle away from the lid to lock, then tighten by a screw and nut (Fig 2).
3. Slide the popper top's clamp located on the opposite of the lid from the handle, on the kettle edge.
4. Now line up the clamp below the handle on the kettle edge. Once in place, press down on the main handle (not the crank) and snap the lid into place.
5. Finally, press down on the wooden knob to snap and lock the lid clamp into place. Your popper is now ready for use.



Remember: Wash your popper before first use with mild soap and warm water and dry thoroughly! Residual water in the pot can cause popping and potential burns when heated with oil. Avoid putting any part of the popper in the dishwasher. Your popper is made of durable high grade aluminum that will last for years, so for longest life, wash and wipe carefully and by hand.

Stuff Your Popper With the Best Quality Popcorn Anywhere!

Be sure to check out our **Gourmet All-N-One Tri-Paks** for theater flavor popcorn taste anytime, anywhere! Using fresh popcorn is one of the most important keys to successful popping. Our U.S.A. grown premium popcorn is available in pre-measured portion packs complete with coconut oil and seasoning salt. Great convenience, taste and portability. No mixing, no mess and the best tasting popcorn anywhere...get some for your kitchen today!

Also try our selection of gourmet and organic kernels in bigger bags.



SPINNER STOVETOP POPPER

USING YOUR STOVETOP POPPER

Using Your Spinner

Once the popper meets the heat your popping time should be around 3 minutes, though depending on the heat source, popping time may vary. As you become more familiar with your popper you will be able to adjust your heat source to approximate a 3 minute total popping time. Here are some general guidelines depending upon your stovetop:

- Flat top ranges are generally hotter than other heat sources, so set your flat top to medium-low/medium.
 - Set your electric stovetop to medium/medium high.
 - Set your gas stovetop burner to medium.
 - The Spinner is for household use only. To cook over a campfire or open flame, use our Pit Popper.
1. Add ingredients to the popper before placing on your stove, flat top or electric burner. Use about 2T. of oil to 1/2c. corn, though you may want less or more oil depending on your tastes.
 2. Turn the Spinner's handle steadily until the popping slows or stops or it becomes very resistant to turning.
 3. Use the wooden knob on the left, or unlocked side, of the popper to pour popcorn into a bowl...season and serve immediately. **CAUTION!** Popcorn will be hot. We recommend using hot pads to avoid steam burns. Use caution when unloading your kettle.



WARNING

Popper is extremely hot during and after use! Take care to keep hot popper away from children. DO NOT TOUCH HOT POPPER. REMOVE TO A SAFE PLACE UNTIL COOL.



CAUTION: Pot, oil and popcorn are extremely hot. Escaping steam can cause severe scalding. Children and many adults are naturally attracted to the excitement of the popping event. Keep children and others well back out of harm's way.