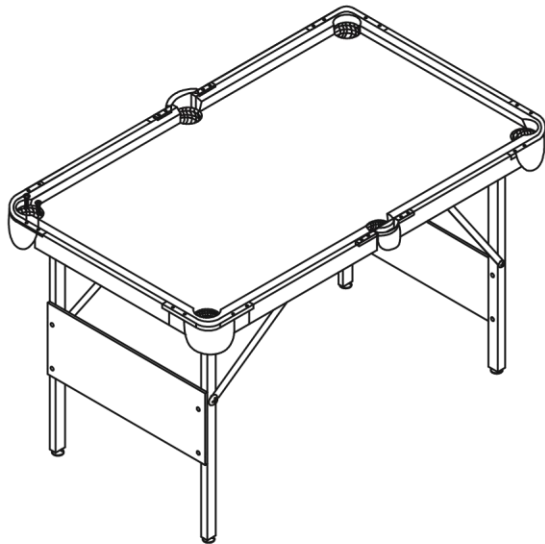
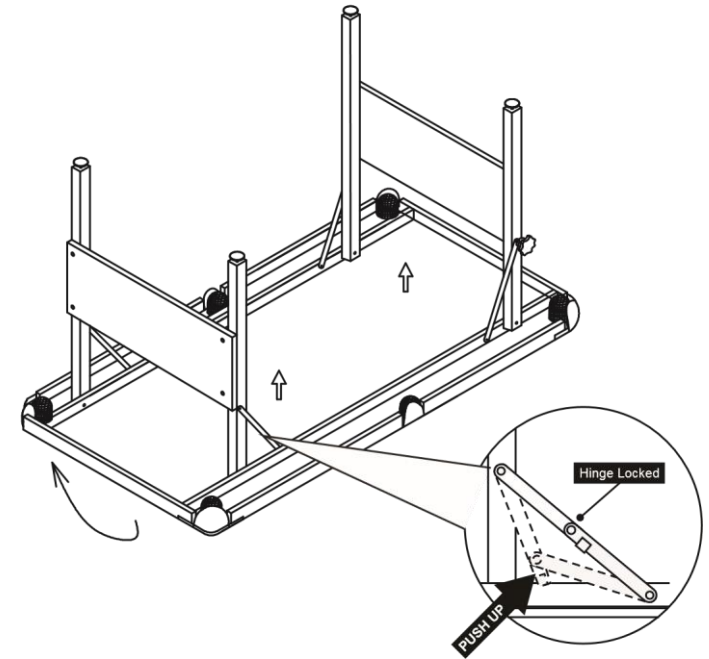


# TABLE Billiard








vertical position and lock both hinges as shown in.



**THE GAME ASSEMBLY IS COMPLETE  
YOU ARE NOW READY TO PLAY**

## PARTS LIST

1	2	3	4	5
				
CABINET FOR BILLIARD 1EA	CUE STICK 2EA	CHALK 1 EA	TRIANGLE RACK 1 EA	BILLIARD BALLS 1SET

