

CARE AND MAINTENANCE

Store outdoor furniture indoors or cover well when not in use.
Remove wooden furniture from standing water. Dust regularly with small brush or vacuum
Spills should be taken care of immediately before they harden or stain with a slightly dampened sponge.

NOTICE

- * Please make sure that you have all parts indicated before you begin assembly of this item
- * This item should be assembled on a soft surface to prevent scratching the finish during assembly
- * This item may require periodic tightening

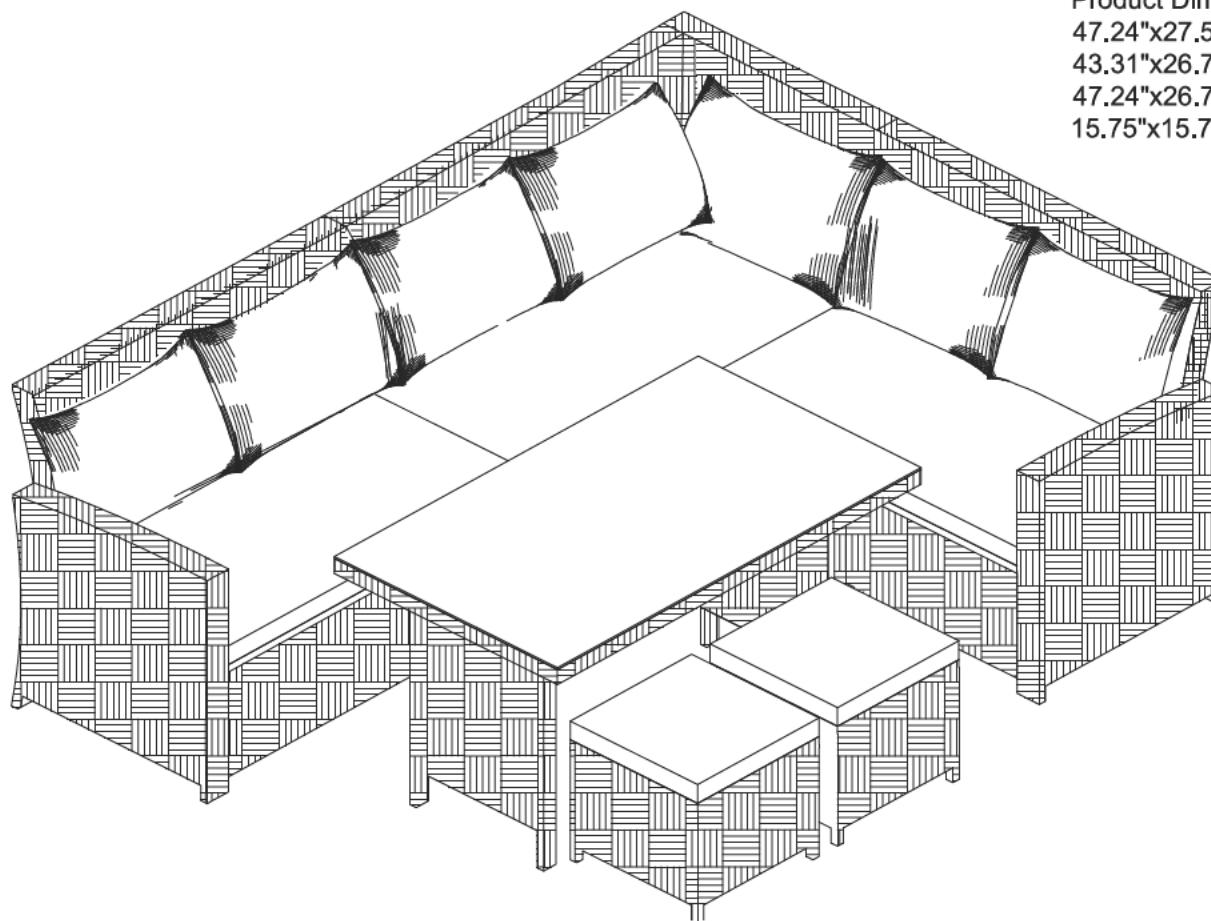
**Weight Capacity : 275 lbs (single seat)
550 lbs (two person seat)**

Warning : Do not stand on bench

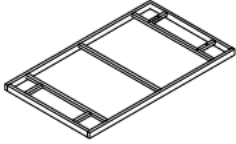

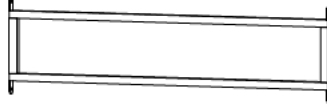
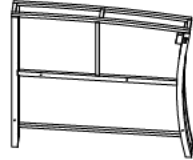
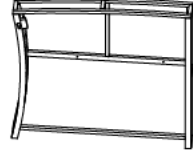


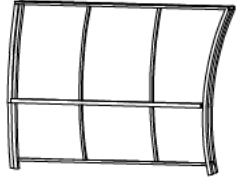

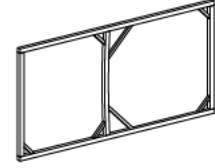
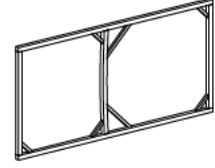
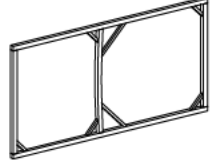



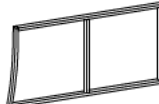
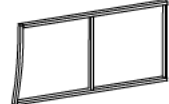
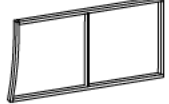
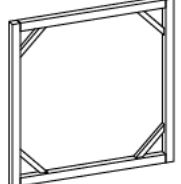
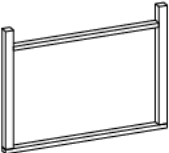
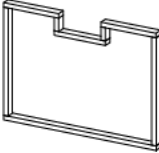
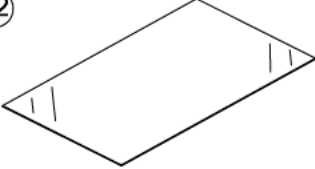
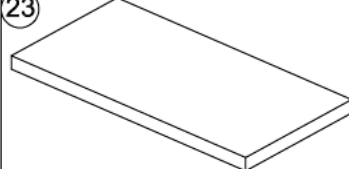
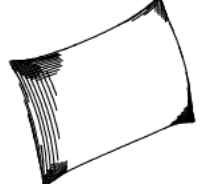
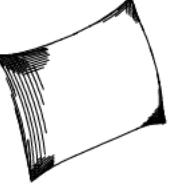
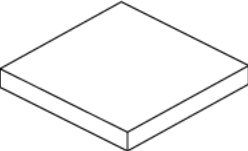
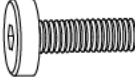



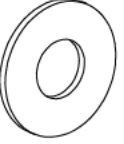



Warning : Do not over torque bolts/screws



Product Dimension:
47.24"x27.56x26.38"H (Table)
43.31"x26.77x31.89"H (Bench)
47.24"x26.77x31.89"H (Corner)
15.75"x15.75x12.60"H (Stool)



Part List and Hardware List

 <p>Table Frame (1pc)</p>	 <p>Leg Frame (2pcs)</p>	 <p>Table Front Panel (1pc)</p>	 <p>Right Frame (1pc)</p>	 <p>Left Frame (1pc)</p>	 <p>Right Back Frame (1pc)</p>
 <p>Left Back Frame (1pc)</p>	 <p>Back Corner Frame (1pc)</p>	 <p>Small Back Corner Frame (1pc)</p>	 <p>Right Seat Frame (1pc)</p>	 <p>Left Seat Frame (1pc)</p>	 <p>Corner Seat Frame (1pc)</p>
 <p>Right Front Frame (1pc)</p>	 <p>Left Front Frame (1pc)</p>	 <p>Corner Front Frame (1pc)</p>	 <p>Right Side Frame (1pc)</p>	 <p>Left Side Frame (1pc)</p>	 <p>Corner Side Frame (1pc)</p>
 <p>Stool Seat Frame (2pcs)</p>	 <p>Stool Leg Frame (4pcs)</p>	 <p>Stool Front/Side Frame (4pcs)</p>	 <p>Table Glass (1pc)</p>	 <p>Seat Cushlon (3pcs)</p>	 <p>Back Cushlon (6pcs)</p>
 <p>Corner Back Cushlon (1pc)</p>	 <p>Stool Seat Cushlon (2pcs)</p>	 <p>Allen Bolt (M6x20 mm) (12pcs)</p>	 <p>Allen Bolt (M6x30 mm) (48pcs)</p>	 <p>Allen Bolt (M6x40 mm) (17pcs)</p>	 <p>Allen Bolt (M6x60 mm) (1pc)</p>
 <p>Flat Washer (79pcs)</p>	 <p>Allen Key (3pcs)</p>	 <p>Key (1pc)</p>	 <p>Nut (1pc)</p>		

CARE AND MAINTENANCE

Store outdoor furniture indoors or cover well when not in use.
Remove wooden furniture from standing water. Dust regularly with small brush or vacuum
Spills should be taken care of immediately before they harden or stain with a slightly dampened sponge.

NOTICE

- * Please make sure that you have all parts indicated before you begin assembly of this item
- * This item should be assembled on a soft surface to prevent scratching the finish during assembly
- * This item may require periodic tightening

Weight Capacity : 275 lbs (single seat)
550 lbs (two person seat)

Warning : Do not stand on bench

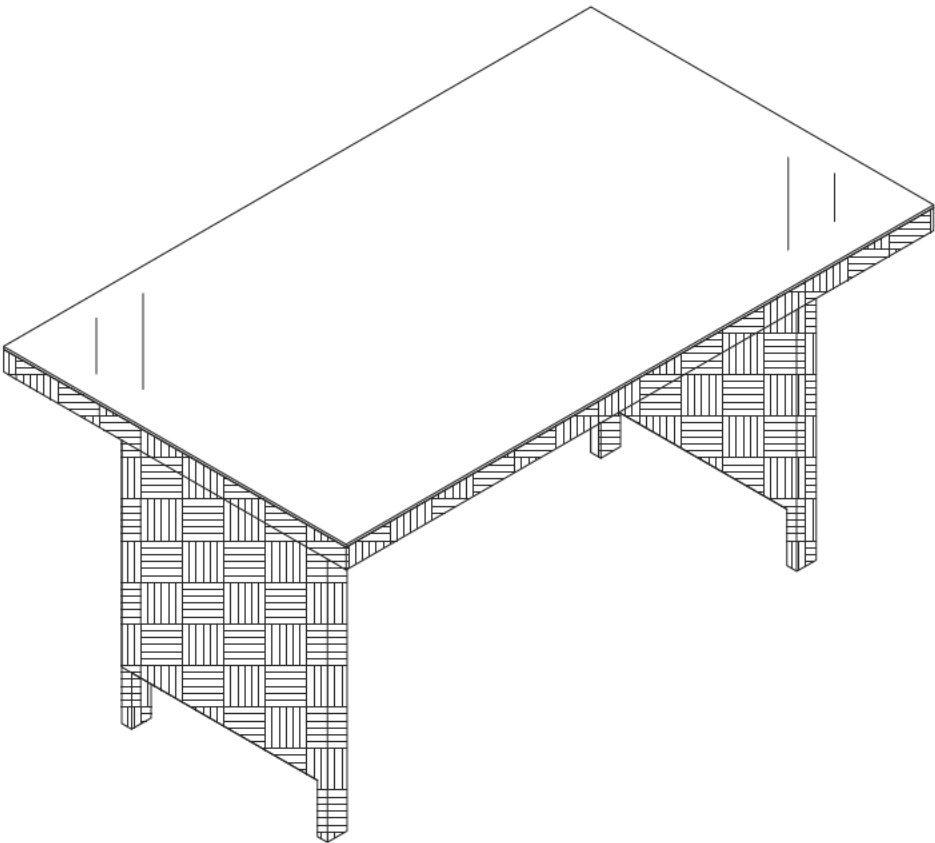
Warning : Do not over torque bolts/screws

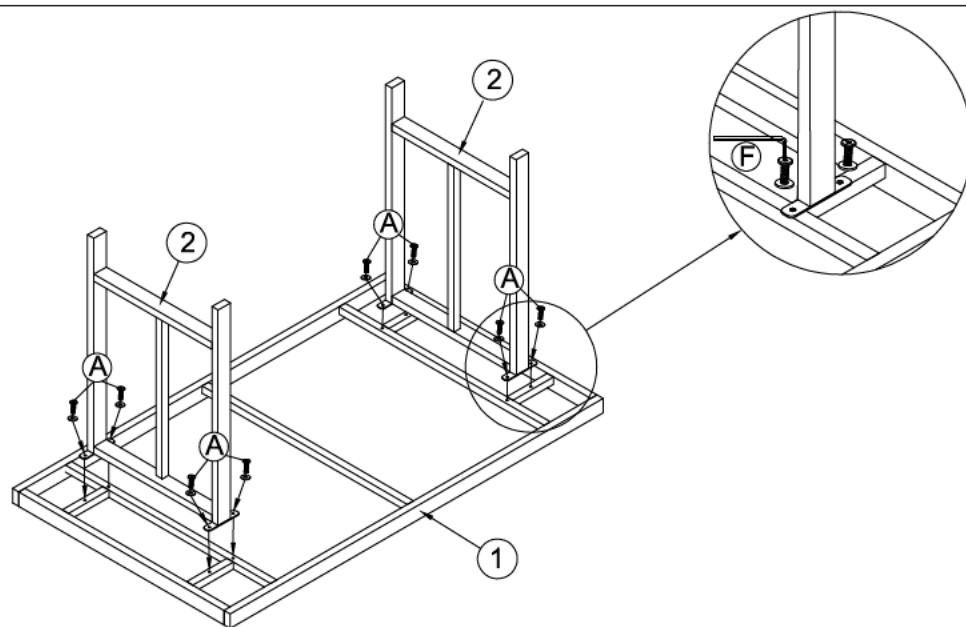


Part List and Hardware List

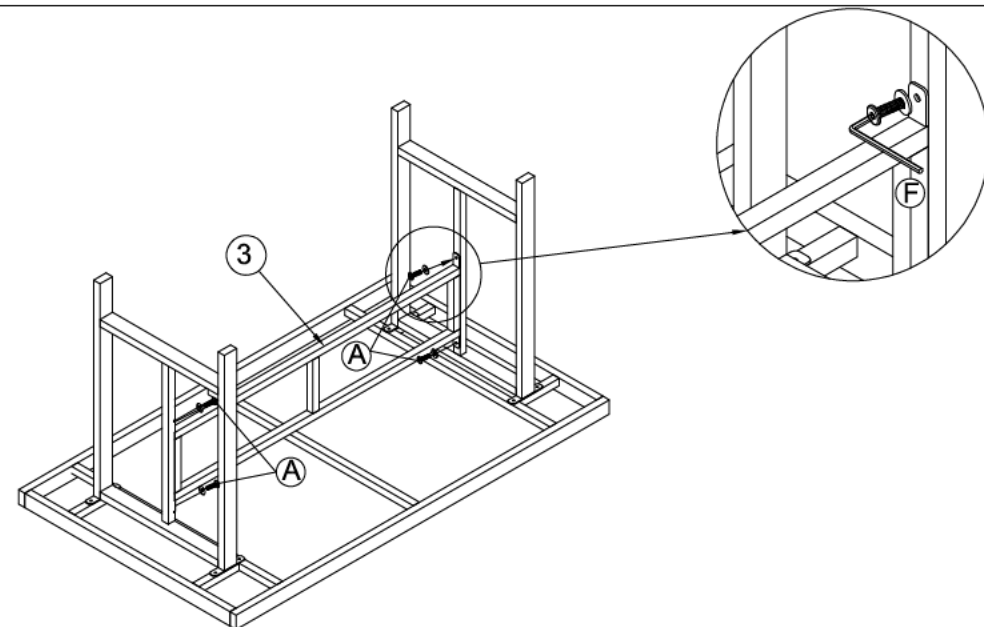
PIECE	DESCRIPTION	PICTURE	QUANTITY
1	Table Frame		1X
2	Leg Frame		2X
3	Table Front Panel		1X
22	Table Glass		1X
A	Allen bolt(M6x20 mm)		12X
E	Flat Washer		12X
F	Allen Key		1X

Product Dimension:
47.24"x27.56x26.38"H (Table)

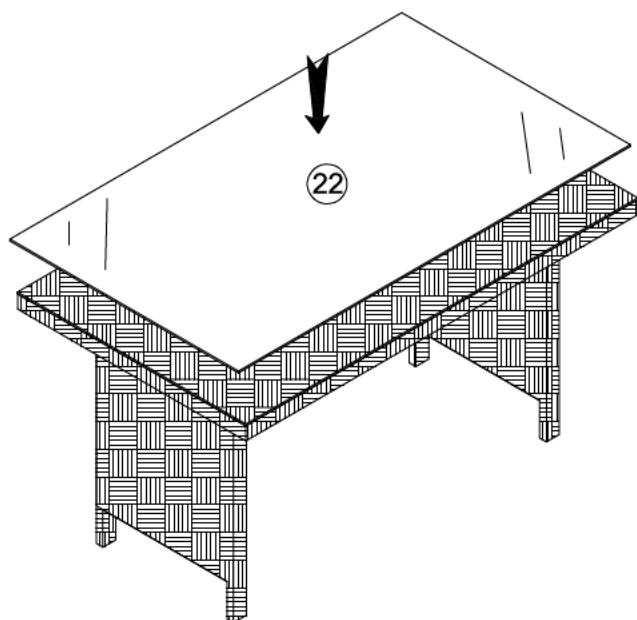




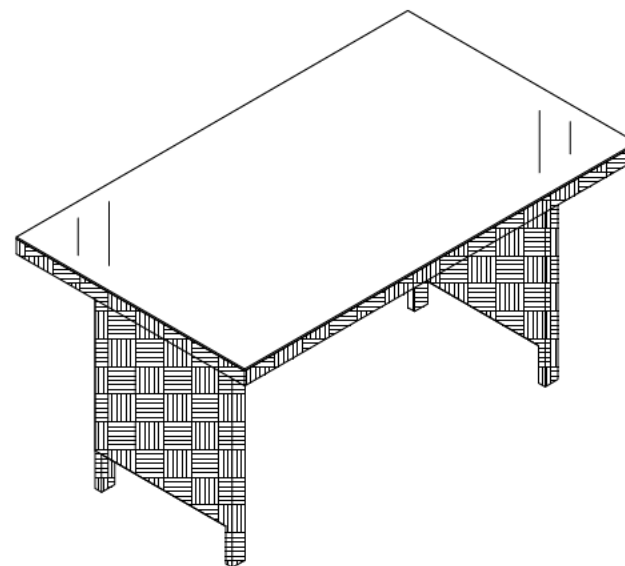
STEP 1: Connect Table Frame (1) & Leg Frame (2), tighten Allen Bolt (A), Flat Washer (E) with Allen Key (F).



STEP 2: Connect The Part from Step 1 and Table Front Frame (3), tighten Allen Bolt (A), Flat Washer (E) with Allen Key (F).



STEP 3: Put Table Glass (22) on Table to finish Table.



FINISH