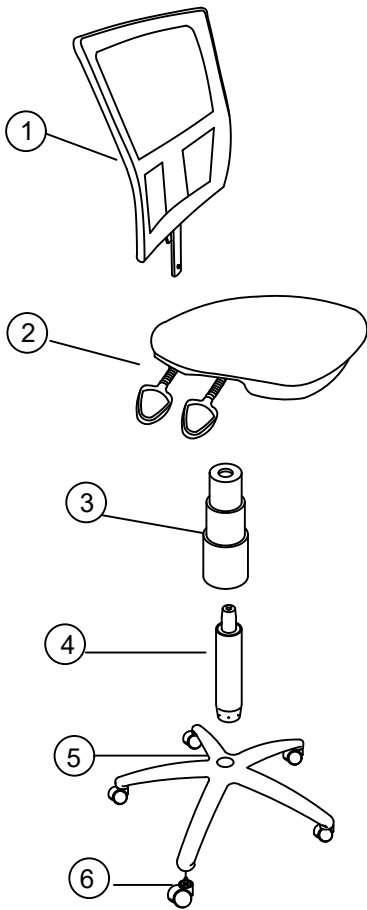





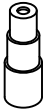



Eclipse Plus 2 Mesh Back ASSEMBLY INSTRUCTION

1



2



① BACKREST	② SEAT CUSHION WITH MECHANISM	③ DUST COVER	④ GASLIFT	⑤ 5-STAR BASE	⑥ CASTOR
					
1 PC	1 PC	1 PC	1 PC	1 PC	5 PCS

IMPORTANT NOTE - PLEASE ASSES ALL COMPONENTS PRIOR TO DISPOSAL OF PACKAGING AND ASSEMBLY OF CHAIR