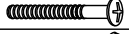




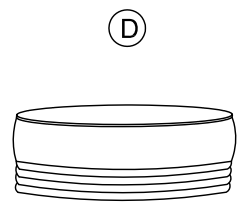
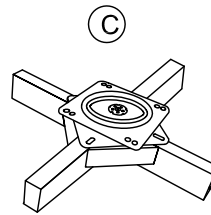
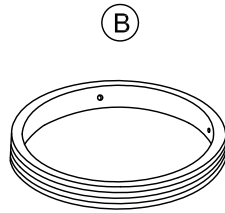
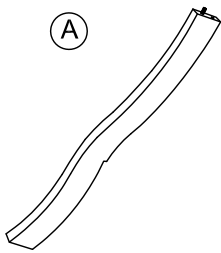


## MODEL: BSTL-29" BACKLESS SWIVEL BARSTOOL

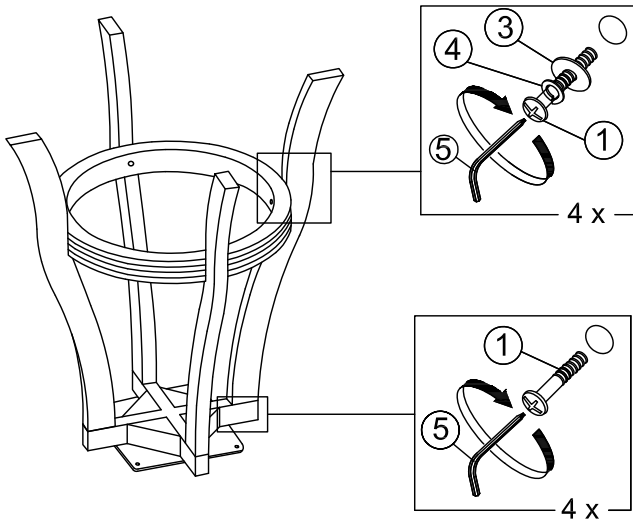
Read this instruction carefully. Refer hardware and furniture parts list for guidance. Be sure all parts are complete, before assembling. Place all wooden furniture part on a clean and flat soft surface to prevent scratches. Refer steps provided as assembling guide.

PART LIST		
ITEM	DESCRIPTION	QTY
A	Chair Leg	4 PCS
B	Footrest	1 PC
C	Corner Support With Swivel Plate	1 PC
D	Cushion Seat With Apron	1 PC

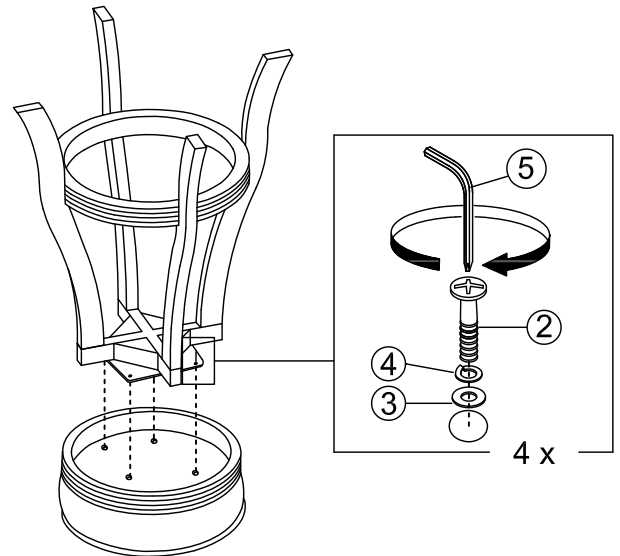
HARDWARE LIST		
ITEM	DESCRIPTION	QTY
1	JCBC Screw (M6 x 45MM) 	8 PCS
2	JCBC Screw (M6 x 20MM) 	4 PCS
3	Flat Washer (Dia 16mm) 	8 PCS
4	Washer (Dia 13mm) 	8 PCS
5	Allen Key 	1 PC



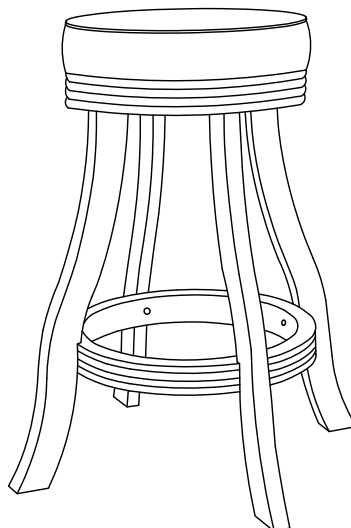
### STEP 1



### STEP 2



### STEP 3



**COMPLETED ASSEMBLY**