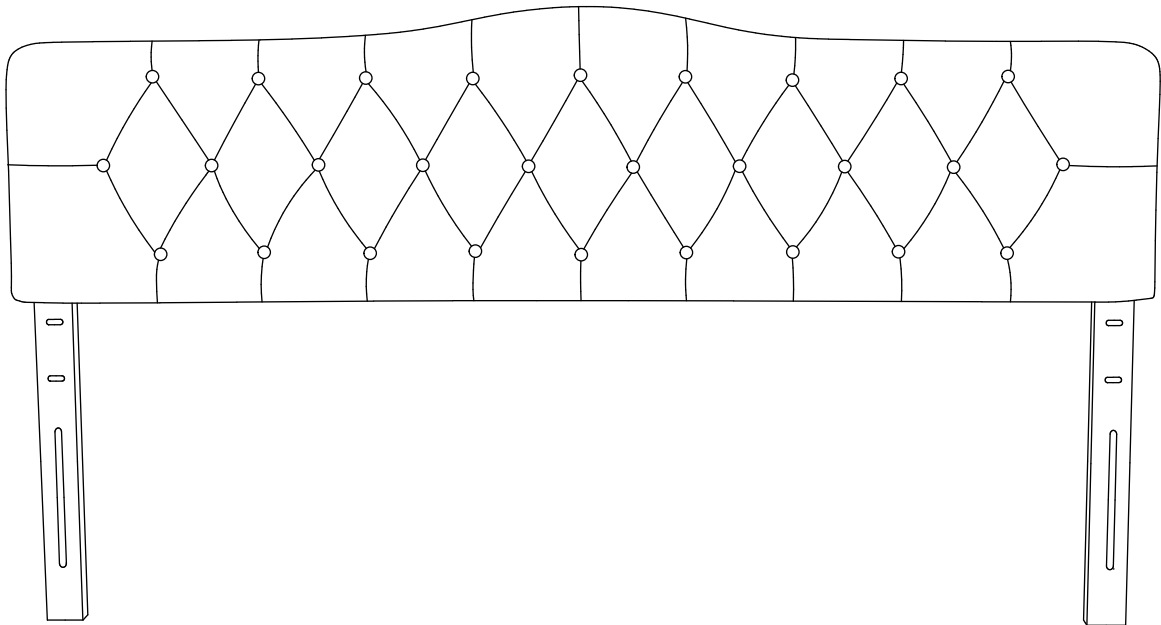
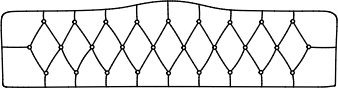



stylor bed








ASSEMBLY INSTRUCTION

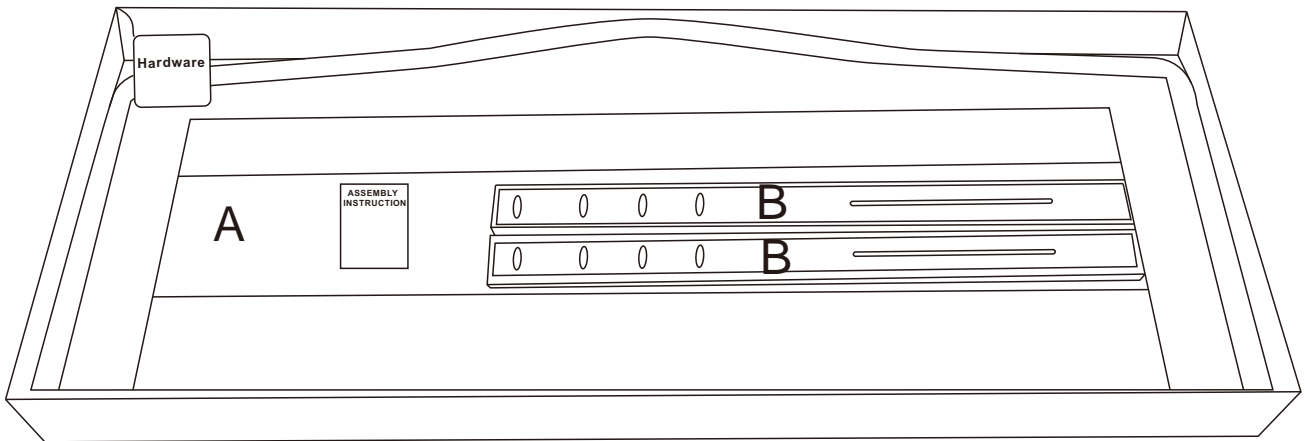
PartsList

<p>A</p>  <p>x1</p>	<p>B</p>  <p>x2</p>		
---	--	--	--

HardwareList

<p>① M6x40</p>  <p>4pcs</p>	<p>②</p>  <p>4pcs</p>	<p>③</p>  <p>1pc</p>	<p>M6x70</p>  <p>Spare Screws 6pcs</p>	 <p>Spare Flat Washer 6pcs</p>
--	--	---	---	---

1



Upon receiving the package, please first verify the materials inside, which include the following items

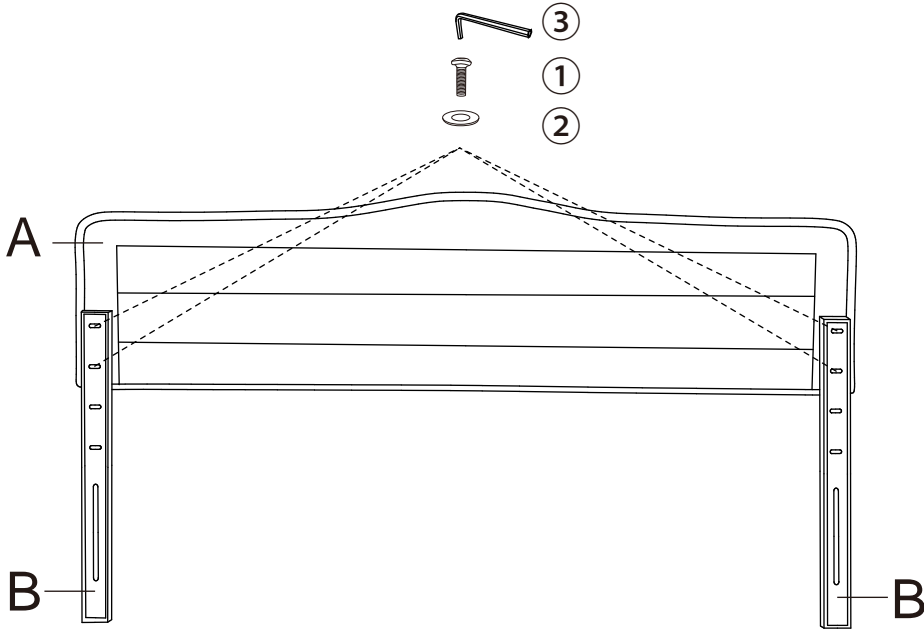
1. Headboard Part A, 1 pc
2. Foot Part B, 2 pcs
3. Assembly instruction, 1 pc
4. Hardware bag 1 pc



If you don't see the above accessories, please check if they are on the back of the box

The hardware bag comes with a red string. When using it, please first remove the red string

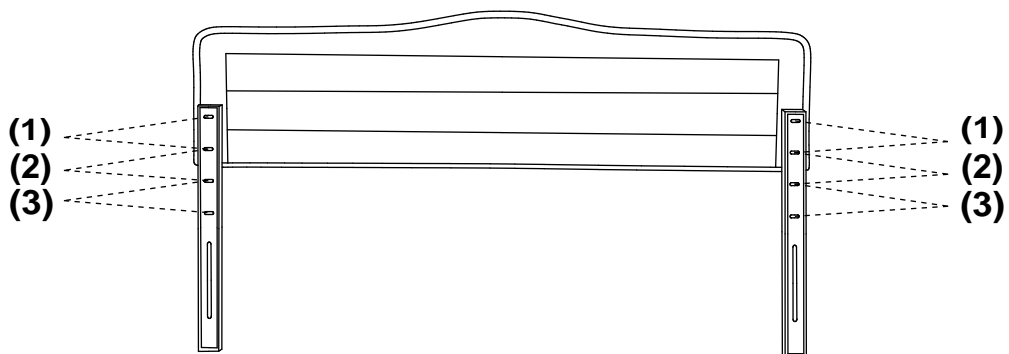
ASSEMBLY INSTRUCTION

2



①	4	②	4
			
M6x40			

3



Part B is installed onto Part A as shown in the figure.
And there are three installation methods to adjust the height of the bed. Adjustable bed height range:
0.9m-1.1m (manual measurement: $\pm 3\text{cm}$)