
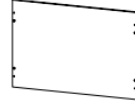
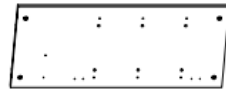
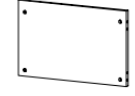

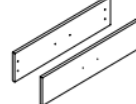
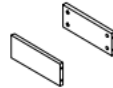
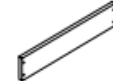














Shipping mark item number+description	Spare Part Letter	Description English	Quantity	Packed in carton	Picture	SAP Compatibility	Compatibility
1p 1dw 2dr shoe cab							
	A	top/bottom board 602x350x15mm	2	A			
	B	left side board 810x350x15mm	1	A			
	C	layer board 570x334x15mm	3	A			
	D	right side board 810x350x15mm	1	A			
	F	drawer board 565x150x15mm	1	A			
	G	drawer side board 235x90x15mm	2	A			
	H	drawer back board 544x90x15mm	1	A			

I	left door board 652.5x281.5x15m m	1	A			
J	right door board 652.5x281.5x15m m	1	A			
K	back board 280x600x2.7mm	3	A			
E	drawer bottom board 544x250x2.7mm	1	A			
L	rail(left 1) 250mm	1	A			
M	rail (right 1) 250mm	1	A			
N	rail(left 2) 250mm	1	A			

O	rail (right 2) 250mm	1	A			
P	wood pin	20	A			
Q	2 in 1 screw M6x40 mm	28	A			

R	cam lock Ø15mm	28	A			
S	nail 16mm	62	A			
T	round head screw M3.5x12mm	3	A			
U	countsunk head screw M3.5x12mm	8	A			
V	Drawer tray	2	A			
W	handle screw	6	A			
X	handle 96mm	3	A			

Y	Large curved hinge	4	A			
Z	anti-tip over set	1	A			
AA	hinge screw M3.5x15	24	A	