




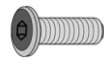

ASSEMBLY INSTRUCTION

CVFZR6166

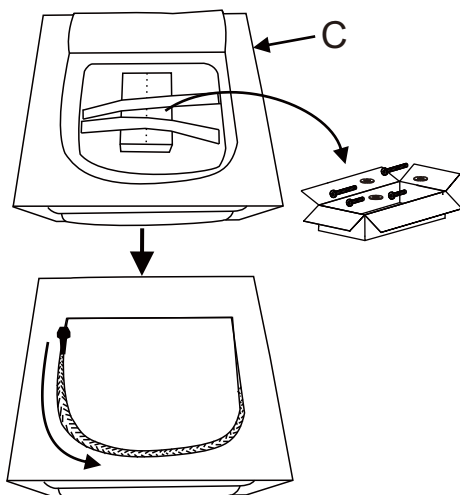
PARTS

S.No.	DESCRIPTION		QTY
A		Front foot	2
B		Back foot	2
C		Seat frame	1

HARDWARE

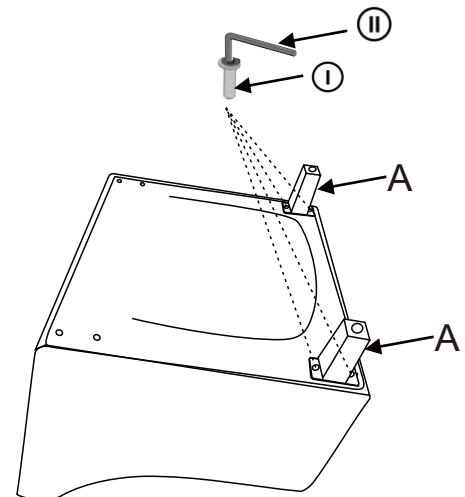
S.No.	DESCRIPTION		QTY
①		FALLEN BOLT M8*18MM	8
②		ALLEN KEY M6	1

STEP 1



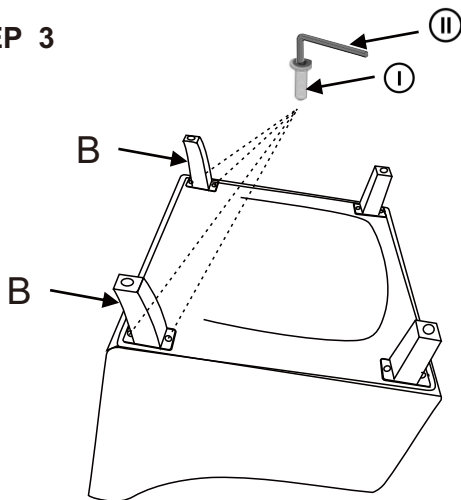
Remove the tool box from the bottom of the seat and zip it up.

STEP 2



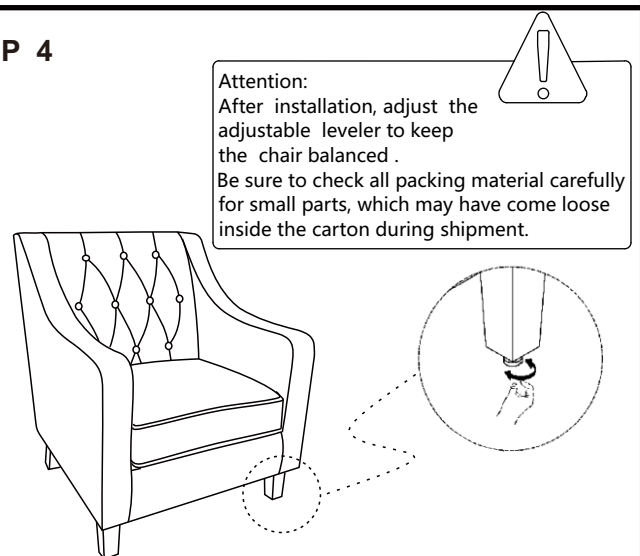
Install the front foot to the bottom of the seat.

STEP 3



Install the back foot to the bottom of the seat.

STEP 4



Installation complete.

MADE IN CHINA