USE AND CARE GUIDE

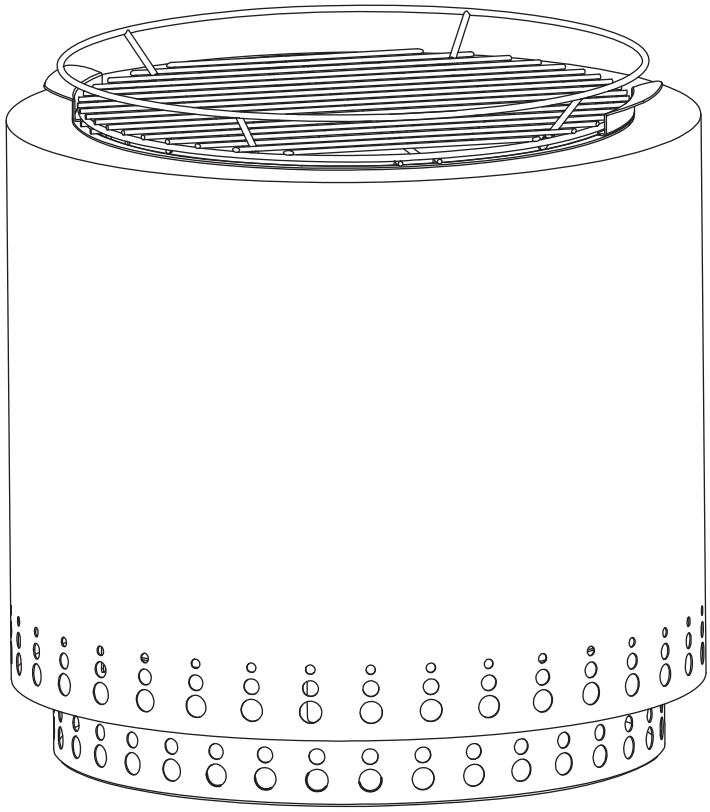

Questions, problems, missing parts? Before returning to the store,
please contact our Customer Service

service@alphamarts.com

THANK YOU

We appreciate the trust and confidence you have placed in PHI VILLA through the purchase of our product. We strive to continually create quality products designed to enhance your home. Visit us online to see our full line of products available for your home improvement needs. Thank you for choosing PHI VILLA!

Table of Contents

Warnings 2-3
Preparation 3
Assembly Instructions 4
Use Instructions 5
Maintenance 5
Warranty 6

Warnings

WARNING!
CARBON MONOXIDE HAZARD! BURNING WOOD OR CHARCOAL PRODUCES CARBON MONOXIDE, WHICH HAS NO ODOR AND CAN CAUSE DEATH IF BURNED IN ENCLOSED AREAS. NEVER BURN WOOD OR CHARCOAL INSIDE HOMES, VEHICLES, TENTS OR ANY OTHER ENCLOSED AREAS.

- This fire bowl is intended for outdoor use only. Do not use on wooden decks.
- This fire bowl is intended to burn wood logs only. Do not burn coal, leaves, or other combustible materials in the fire bowl.
- Use only the fuel type(s) specified in the instructions. Using other fuel types is dangerous and could cause injury.
- Not for use by children. Keep children and pets away from the fire bowl.
- The fire bowl is hot. Use with caution. Do not touch the hot fire bowl with bare hands.
- Never leave the burning fire bowl unattended, and always extinguish the fire completely before leaving the fire bowl.
- Do not use near flammable or combustible objects or materials.
- When the fire bowl is in use, the handle on the mesh screen can reach extreme temperatures that can cause serious injury to an unprotected hand. Use a poker or an appropriate heat resistant glove or pad when handling.
- Check local fire regulations and municipal by-laws for safe use.
- Some parts may contain sharp edges—especially as noted in the manual. Wear protective gloves if necessary.
- The metal may become very hot during and after use. Do not touch the metal or try to move the unit while hot.
- Keep children away from the unit while in use until the fire is extinguished and the metal has cooled.
- Do not use on a wooden surface, or on grass, near walls or flammable articles, or under overhead coverings.
- Keep at least 98 inches(2.5m) away from all other articles during use.
- Do not overload the unit with fuel.
- Never use under low hanging tree branches,trellis,overhangs of any kind including covered porches.
- Never use gasoline,alcohol or volatile fluids to start or restart fires.
- Do not alter or modify this fire pit in any manner. Failure to follow this warning could lead to a fire hazard and/or bodily harm, and will void your warranty.
- This fire pit should be thoroughly inspected and cleaned on a regular basis.
- After a period of non-use, check the fire pit for foreign objects, and any air blockage around the fan intake holes. If the fire pit is stored outside during the rainy season or seasons of high humidity, wood pellets will expand greatly, decompose, and may jam the airflow system.
- This fire pit is designed and approved for wood fuel only and may not function properly with other fuel sources.
- As there is no control over the quality of wood pellets used, we assume no responsibility to damages caused by poor quality of fuel.
- Exercise the same precautions you would with any other open fire when using this fire pit.

DANGER : Do not allow children to play with plastic wraps or small parts to prevent potential chocking hazard.

CAUTION: Read all the instructions before assembly. Failure to do so may result in faulty assembly and potential injury!

Warnings

NOTE:
- KEEP THE FIRE PIT OUT OF THE WEATHER AND ELEMENTS.
- STORE THE FIRE PIT IN A DRY LOCATION OUT OF THE WEATHER.
- DO NOT LET THE FIREBOWL FILL WITH WATER.
- DO NOT DUMP ASHES WHERE A FIRE CAN BE STARTED.
- DISPOSE OF ASHES IN PROPER RECEPTACLE ONLY AFTER ASHES HAVE COOLED.
- USE ANY COVER ONLY AFTER THE FIRE PIT IS COMPLETELY COOL TO THE TOUCH.

PROP 65 WARNING:
Use of this product can expose you to chemicals including wood dust, which is known to the state of California to cause cancer. Combustion of this product can expose you to chemicals including carbon monoxide, which is known to the state of California to cause birth defects or other reproductive harm. For more information, please visit: www.P65Warnings.ca.gov.

Preparation

Before beginning assembly of product, make sure all parts are present. Compare parts with package contents list and hardware contents below. If any part is missing or damaged, do not attempt to assemble the product. Contact customer service for replacement parts.

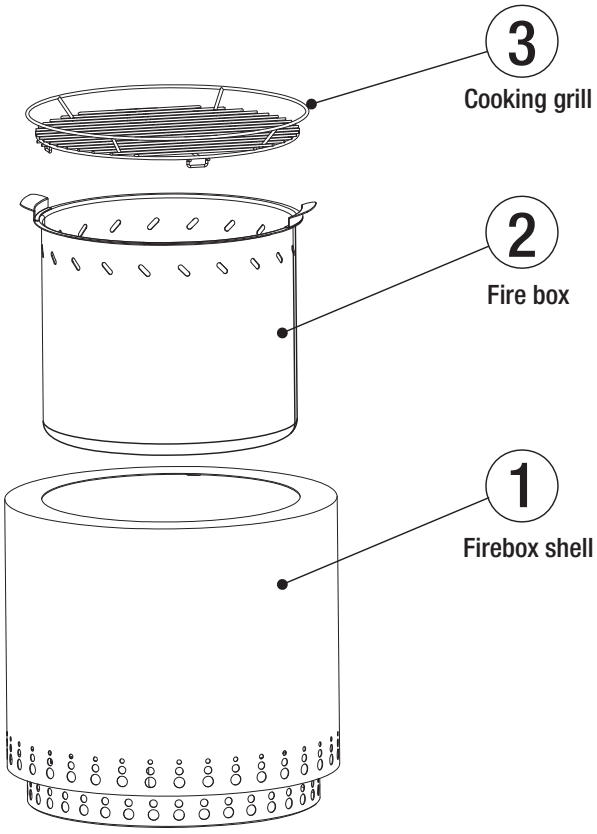


Poker


A rain proof cover

Assembly Instructions

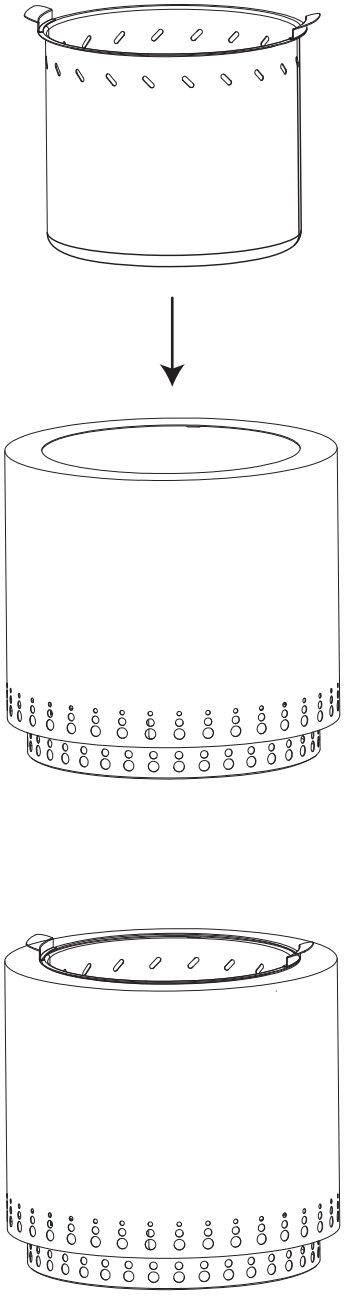

Installation guide for fire pit

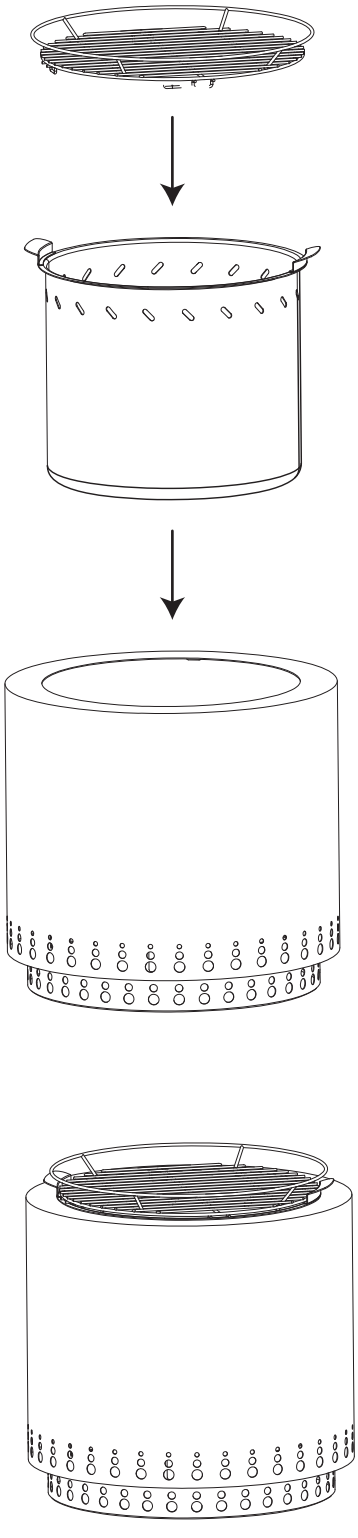

Installation guide for barbecue

Use Instructions

Lighting

1. Stack hardwood pellets, firewood logs or wood chunks tightly inside the fire box.
2. Do Not overfill the fire box with wood fuels that cover or extend above the top air holes,otherwise will decrease efficiency and will produce more smoke.
3. Insert lighter gel, liquid fire starter, or apply lighter-fluid to multiple areas of the logs.
4. Use either a long handled lighter or match to light your fire.

WARNING!
Warning: Do not use charcoal, gasoline, kerosene, diesel fuel, lighter fluid, alcohol or any other flammable to light or relight your fire pit. This could cause serious injury.

Tending the Fire

Gently add more logs as needed to the inner Firebox while the fire is still burning.

CAUTION: During use, this unit can reach extreme temperatures that can cause serious injury. It is recommended to use a heat-resistant barbecue mitts or gloves when adding fuel to avoid injury.

Extinguishing the Fire

To extinguish the fire, allow all fuel to burn out.

CAUTION: Do not use water to put out the Fire pit. This can be harmful to the structure of the fire pit and heavily decrease its lifetime.

Transport and Storage

IMPORTANT: Do not attempt to move or store this fire pit until all fire, coals, and ashes are completely extinguished and the fire pit has completely cooled. Ensure the ash in the bottom of the unit is also removed.

Store this fire pit in a cool and dry location. Prolonged exposure to harsh weather will increase rust and discoloration.

Maintenance

- After each use, wait until the fire fit has completely cooled down then empty the fire pit. This will avoid any hard build-up of debris or ash in the bottom.
- Due to extremely high temperatures, the bottom of the Firebox may discolor. This is a normal occurrence and should not be considered a defect of the product.
- Wipe down the fire pit shell as needed. Ensure the fire pit is completely cool prior to cleaning.

Warranty

LIMITED WARRANTY

This warranty is a limited warranty, and applies to the original purchase is required. This is a residential warranty and does not apply to commercial use. This collection carries a (1) year limited warranty and is valid from original date of purchase to the original owner (proof of purchase required).

WHAT IS COVERED

We warrant the frame to be free of Manufacturing defects to the original purchaser for one year.

WHAT IS NOT COVERED

This warranty does not cover commercial use, hardware, acts of nature, fire, freezing and abusive.
In addition, purchased parts are not covered under this warranty.
We reserve the right to make substitutions with similar merchandise, if the model in question is no longer in production.

For a copy of our full limited warranty, please contact our customer service team below.

Questions, problems, missing parts? Before returning to the store
please contact our Customer Service

service@alphamarts.com

1-877-606-2818