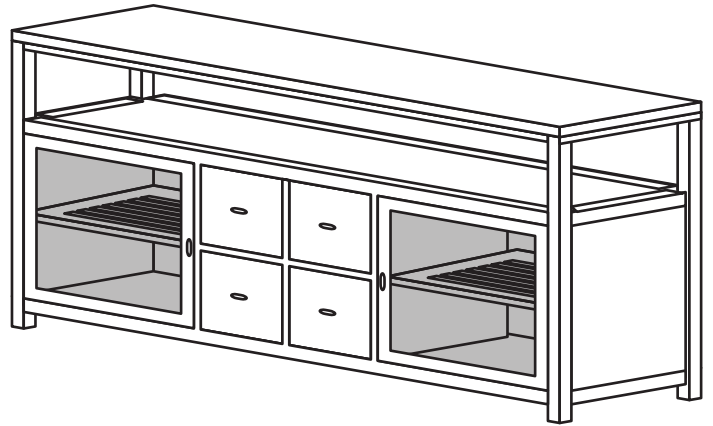


TV Media Console

Congratulations on the purchase of your TV Media Console. It has been crafted to the highest standards of quality and safety and will give you many years of enjoyment and practical use.

Since this is a natural wood product, there will be variations in color and grain and minor checking may occur. This is normal and does not compromise the integrity of your console. In fact, variation in character of solid hardwood is integral to the beauty and appeal of hardwood furniture and distinguishes it from prefabricated, synthetic and composite materials.



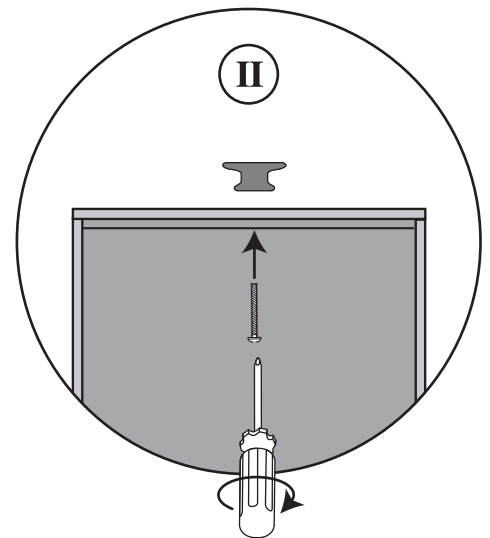
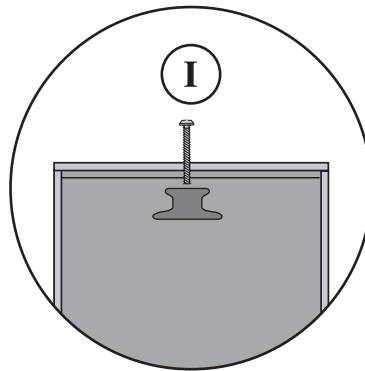
On this insert you will find a list of the hardware and parts included as well as detailed assembly instructions. Assembly is quite simple and requires only a Phillips head screwdriver. Assembly will be most easily accomplished if you take the time to carefully sort the hardware and familiarize yourself with the function of each piece.

If you need assistance with assembly, part replacement or any other matter, please contact the toll-free Customer Service Team. You may also email your request or comments to our email and a customer service representative will respond.

Thank you and Enjoy

Drawer handles are pre-installed "inside out" for protection in shipping.

Use a screwdriver to remove and install the door knobs. Do not use your hands to avoid scratching the finish.



NOTE: DO NOT SPIN KNOB ON EXTERIOR DRAWER SURFACE. IT WILL SCRATCH THE FINISH.